

Louisiana Board of Regents

Roy Martin III, Chair

William Fenstermaker, Vice Chair

Raymond Brandt

Maggie Brakeville

Chris Gorman

Edward Markle

Albert Sam II

Sponsored Programs Committee

September 25, 2014
1:30 p.m.



Kerry Davidson
Carrie Robison

AGENDA ITEM III

STAFF RECOMMENDATIONS

ENDOWED SUPERIOR GRADUATE STUDENT SCHOLARSHIPS SUBPROGRAM

BOARD OF REGENTS SUPPORT FUND PROGRAMS AND SUBPROGRAMS

ENDOWED CHAIRS FOR EMINENT SCHOLARS

Endowed Chairs



Blue: 4 Constitutional Programs



Red: 13 BoRSF Subprograms

ENHANCEMENT

- a. Traditional Enhancement
- b. Federal Matching
- c. Undergraduate Enhancement
- d. Enhancement Program for Two-Year Institutions
- e. Endowed Professorships
- f. Endowed First-Generation Undergraduate Scholarships

RESEARCH & DEVELOPMENT

- a. Research Competitiveness Subprogram (RCS)
- b. Industrial Ties Research Subprogram (ITRS)
- c. Awards to Louisiana Artists and Scholars Subprogram (ATLAS)

RECRUITMENT OF SUPERIOR GRADUATE FELLOWS

- a. Traditional Graduate Fellows
- ~~b. Graduate Fellowships for Teachers~~
- c. BoR/SREB Graduate Fellowships to Promote Diversity
- d. Endowed Superior Graduate Student Scholarships

Endowed Subprograms

ENDOWED SUPERIOR GRADUATE STUDENT SCHOLARSHIPS SUBPROGRAM

BOARD-APPROVED PARAMETERS: APRIL 23, 2014

- ❖ Establish July 2015 as the effective date to begin
(Staff Recommendation II, p. 1)
- ❖ Permit previously matched Endowed Professorships to be converted to Endowed Graduate Student Scholarships
(Staff Recommendation VI.A-E, pp.3-4)
- ❖ Awards made on a competitive basis
(Staff Recommendation VII.A-C, pp. 4-5)
- ❖ Board to consider comprehensive recommendation for the new subprogram during September/October 2014

**ENDOWED SUPERIOR GRADUATE STUDENT
SCHOLARSHIPS SUBPROGRAM
INTERACTIVE DEVELOPMENT OF
RECOMMENDATION**

❖ **BoRSF Planning Committee consideration of draft comprehensive policy: May 30, 2014** 

❖ **Revised draft transmitted to all campuses for comment: June 6, 2014** 

❖ **Due date for campus comments: August 29, 2014** 

❖ **Staff Recommendation: September 25, 2014** 



STAFF RECOMMENDATION
ENDOWED SUPERIOR GRADUATE
STUDENT SCHOLARSHIPS
SUBPROGRAM

KEY HIGHLIGHTS

Recommended FY 2015-16 Budget: \$2,000,000

Minimum Endowed Slot: \$100,000

➤ **Non-State: \$60,000**

➤ **Support Fund: \$40,000**

Total Support Fund Slots:

50 x \$40,000 = \$2,000,000

KEY HIGHLIGHTS

THREE TIERS OF CAMPUS ELIGIBILITY FOR SLOTS SIZE AND MISSION OF GRADUATE PROGRAMS ←

Status	Slots	Funding	Eligibility	
I. Public Flagship	25	\$1,000,000	LSU-BR*	
II. 1,000 or More Graduate and Professional Students	15	\$600,000	Tulane/TUHSC UNO LA Tech LSUHSCNO Loyola	ULL SLU ULM SUBR Northwestern
III. 999 or Fewer Graduate and Professional Students (Includes Also Post-Doc Only Institutions)	10	\$400,000	McNeese LSUHSCS Xavier LSU Law SU Law Grambling Nicholls SUNO LA College	LSUS OLHCC OLOLC Centenary LSUA LSU Ag Center LUMCON PBRC

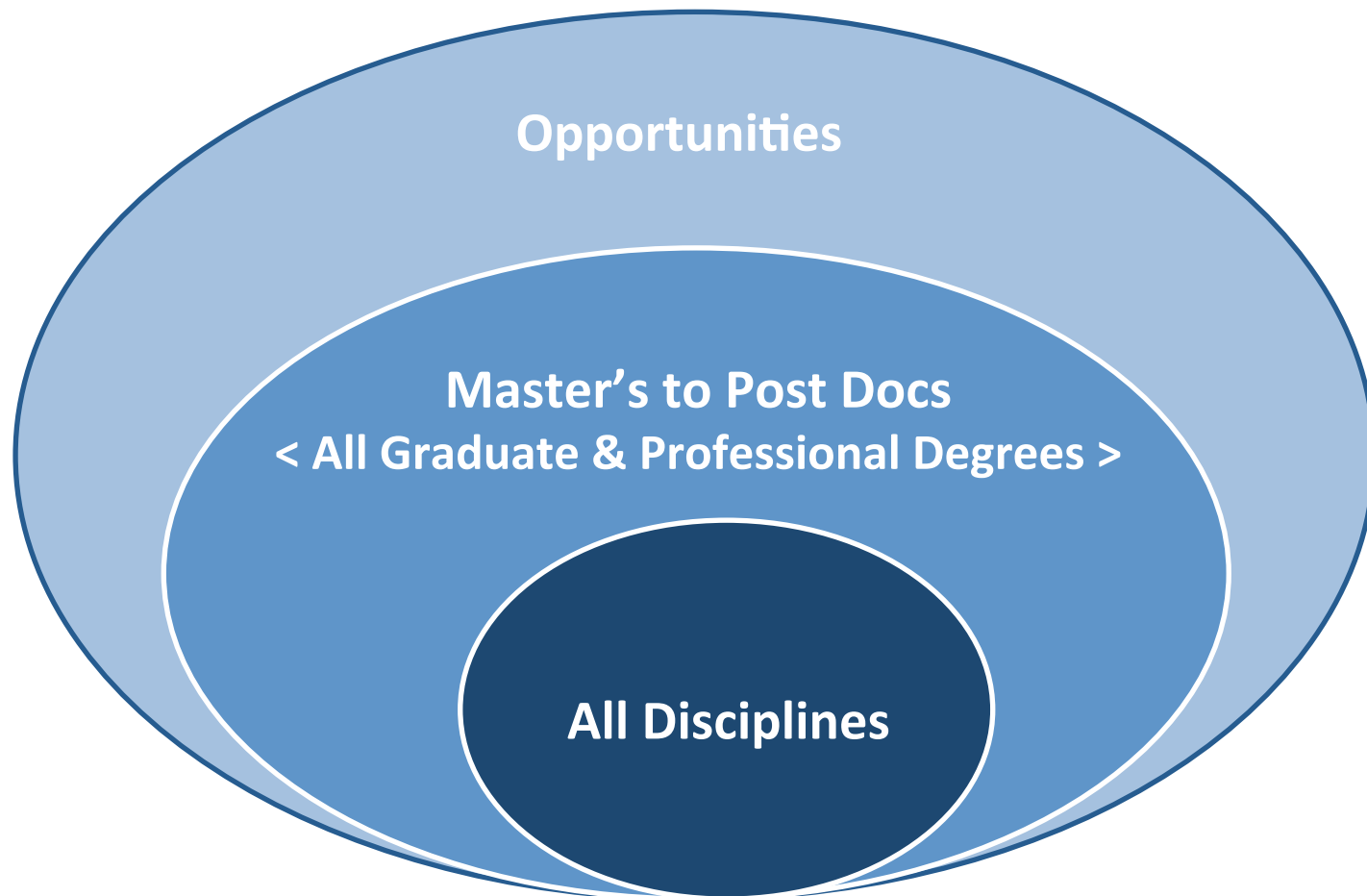
* The average 5-year enrollment at LSU (including Law Center) during 2008-2012 was 5,684 (IPEDS)

KEY HIGHLIGHTS

FLEXIBLE OPTIONS




DISCIPLINES/DEGREES/OPPORTUNITIES



KEY HIGHLIGHTS


PREFERENCE IN AWARDING COMPETITIVE SLOTS FOR


“Master’s and first professional degrees which target Louisiana’s workforce needs as defined in the Workforce Innovation for a Stronger Economy (WISE) Plan.” (p. 1)




KEY HIGHLIGHTS

ACCOUNTABILITY MEASURES

- ❖ **Required Campus-Wide Coordination** 
 - **To Reflect Institutional, College, and/or Departmental Priorities**
 - **To Reflect Alignment of Donor(s) with Academic Mission**

- ❖ **Required Full-Time Student or Post-Doc Status** 

- ❖ **Annual Competitive Meritorious Process** 
 - **Standards of Appointment**
 - **Standards of Performance**

KEY HIGHLIGHTS

ACCOUNTABILITY MEASURES

❖ **Required Annual Electronic Status Reporting to Regents** 

❖ **Required Annual Communication to Donors** 

❖ **Periodic Regents' Comprehensive Reviews** 

SENIOR STAFF RECOMMENDATION ENDOWED SUPERIOR GRADUATE STUDENT SCHOLARSHIPS POLICY

The Senior Staff recommends approval of the Endowed Superior Graduate Student Scholarships Subprogram policy as presented.

AGENDA ITEM IV

RECOMMENDATIONS OF THE BoRSF PLANNING COMMITTEE

AGENDA ITEM IV.A.1

TERMINATION OF GRADUATE FELLOWSHIPS FOR TEACHERS SUBPROGRAM:

LIMITED SUBMISSIONS AND UNDERUTILIZATION OF FUNDS

GRADUATE FELLOWSHIPS FOR TEACHERS
PATTERN OF LOW PROPOSAL SUBMISSIONS
FY 2000-01 THROUGH FY 2013-14

Fiscal Year	Submitted*	Funded
2000-01	3	3
2001-02	2	1
2002-03	2	1
2003-04	2	1
2004-05	3	2
2005-06	1	1
2006-07	1	1
2007-08	2	2
2008-09	2	2
2009-10	3	3
2010-11	2	2
2011-12	1	0
2012-13	1	1
2013-14*	1	0

* \$115,000 budgeted shifted to Traditional Graduate Fellows subprogram

**SENIOR STAFF RECOMMENDATION:
TERMINATION OF GRADUATE FELLOWSHIPS
FOR TEACHERS SUBPROGRAM:
**LIMITED SUBMISSIONS AND
UNDERUTILIZATION OF FUNDS****

Consistent with the vote of the BoRSF Planning Committee, the Senior Staff recommends termination of the GFT subprogram due to low demand, effective in the FY 2015-16 competitive cycle.


AGENDA ITEM IV.A.2

TRADITIONAL GRADUATE FELLOWSHIPS SUBPROGRAM:

REVISION OF ANNUAL ELIGIBILITY OF DISCIPLINES

Traditional Graduate Fellows Subprogram

 **Only Selected STEM Disciplines Eligible Annually;**

 **Other Disciplines (**STEM**/Non-STEM) Eligible One-Year-On, One-Year-Off**

Eligible Every Year	Eligible in FY 2013-14, 2015-16, etc.	Eligible in FY 2014-15, 2016-17, etc.
<ul style="list-style-type: none">• Biological Sciences• Chemistry• Computer & Information Sciences• Earth & Environmental Sciences• Engineering• Health & Medical Sciences• Physics & Astronomy	<ul style="list-style-type: none">• Arts• Humanities• Social Sciences	<ul style="list-style-type: none">• Agricultural Sciences• Business• Education• Mathematics

SENIOR STAFF RECOMMENDATION: REVISION OF TRADITIONAL GRADUATE FELLOWS

DISCIPLINE ELIGIBILITY

Consistent with the unanimous vote of the BoRSF Planning Committee, the Senior Staff recommends that all STEM disciplines (Biological Sciences, Chemistry, Computer & Information Sciences, Earth & Environmental Sciences, Engineering, Health & Medical Sciences, Physics & Astronomy, Social Sciences*, Agricultural Sciences*, Mathematics*) be made eligible annually, with non-STEM disciplines (Business, Education, Arts, Humanities) eligible on a one-year-on, one-year-off cycle, effective in the FY 2015-16 competitive cycle.

*** STEM disciplines added to annual rotation**



AGENDA ITEM IV.A.3

ENDOWED CHAIRS:

FUND STEM/ECONOMIC DEVELOPMENT CHAIRS AT HIGHER LEVELS

RECOMMENDATION OF THE ENDOWED CHAIRS REVIEW PANEL, 2013-14

“To become competitive nationally for the most eminent research and instructional faculty, policies of the Board of Regents should encourage combined matches through private sources/State appropriations/Support Fund for chairs at considerably higher levels - \$3 million to \$7 million – particularly in select STEM areas related to the State’s priorities for economic development. The panel commends the Regents for including in its current policies provisions and encouragement for campuses to establish chairs with a more sizable corpus through both new matching and consolidation of existing matched slots.”

**RESPECTIVE VOTES OF THE
BORSF PLANNING COMMITTEE** 
AND THE
MASTER PLAN RESEARCH ADVISORY COMMITTEE 
(MPRAC)

MAY 30, 2014

Each Committee urged the Board to seek fulfillment of the purposes of the Recommendation of the FY 2013-14 Endowed Chairs Review Panel.

**SENIOR STAFF RECOMMENDATION:
ENDOWED CHAIRS
FUND STEM/ECONOMIC DEVELOPMENT CHAIRS
AT HIGHER LEVELS**

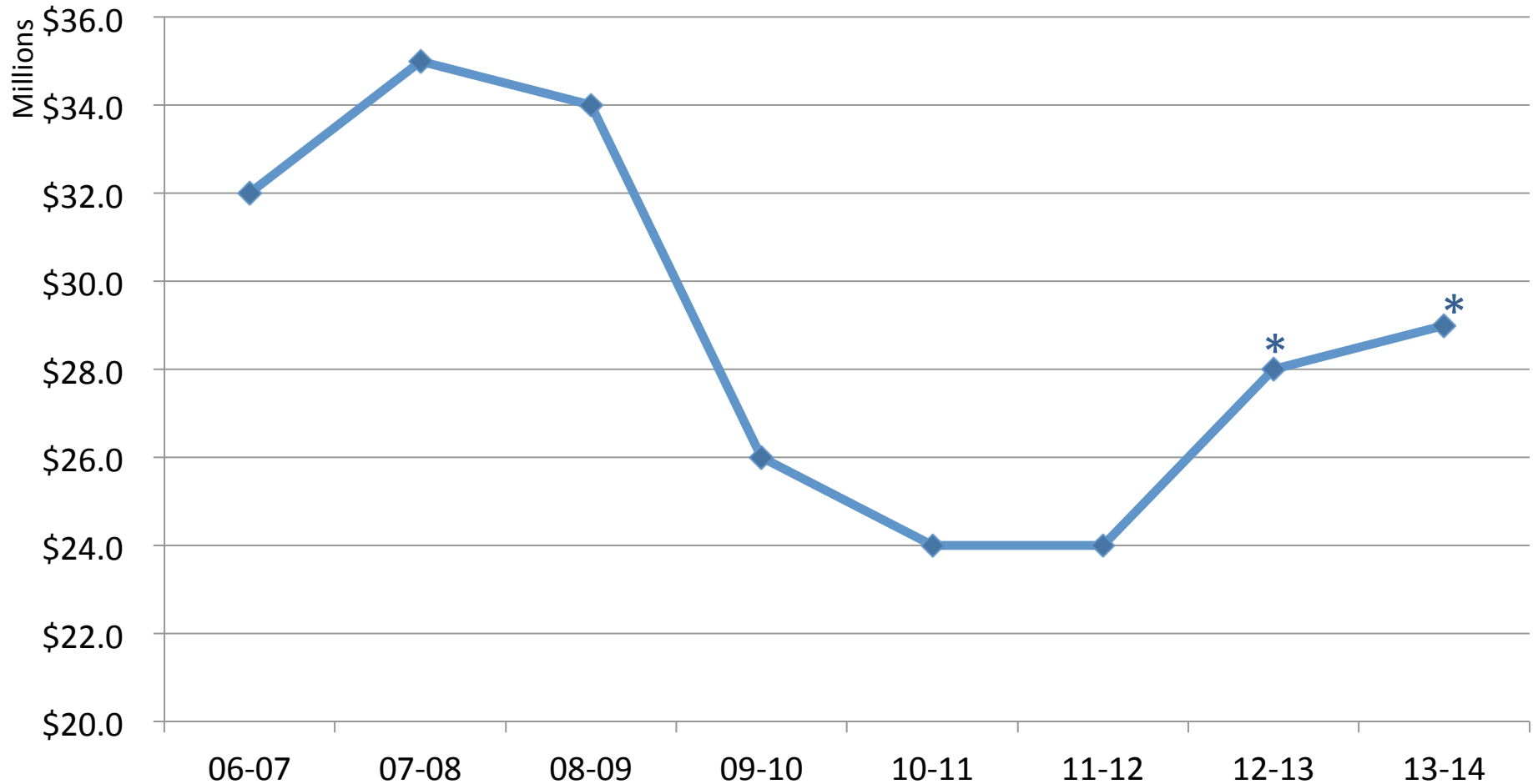
Consistent with the votes of the BoRSF Planning Committee and the Master Plan Research Advisory Committee at their respective May 30, 2014 meetings, the Senior Staff recommends that the Board seek fulfillment of the purposes of the Recommendation of the FY 2013-14 Endowed Chairs Review Panel, pending external review of MPRAC Task Force priorities which the Board is due to consider in December 2014.

AGENDA ITEM IV.B

FY 2015-16 BoRSF PLAN AND BUDGET

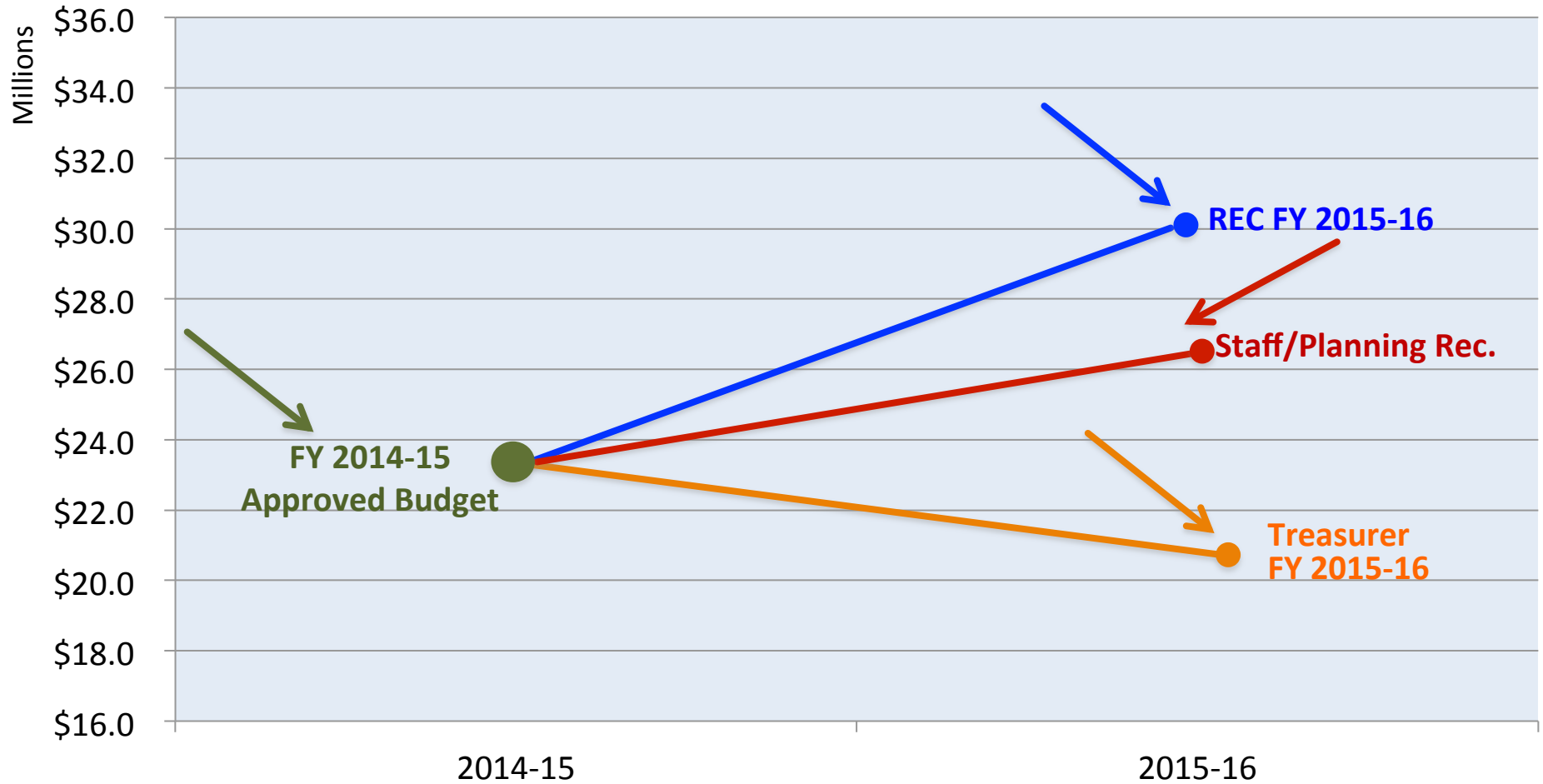
BoRSF INCOME

FY 2006-07 THROUGH FY 2013-14



* Income received included \$5+ million in additional gains realized by the Treasury Department at the urging of Regent Martin and Regent Fenstermaker for the purpose of matching backlogged Professorships


BoRSF FY 2015-16 PROJECTED BUDGET



RESTORATION OF BoRSF PROGRAM FUNDS: FY 2013-14 THROUGH FY 2015-16

Program	FY 2013-14	FY 2014-15	FY 2015-16
Undergraduate Enhancement	\$1,030,000	\$1,600,000	\$1,600,000
Two-Year Enhancement	\$695,000	\$1,100,000	\$1,100,000
Traditional Enhancement	\$3,062,345	\$3,978,706	\$4,008,929
RCS	\$865,000	\$1,350,000	\$1,350,000
ITRS	\$375,000	\$585,000	\$585,000
ATLAS	\$285,000	\$450,000	\$450,000
GF	\$585,000	\$900,000	\$900,000
SREB	\$175,000	\$200,000	\$250,000

STAFF RECOMMENDATION
FY 2015-16 Board of Regents Support Fund Budget: \$26.5 Million Base Funding Level

Support Fund Program/Subprogram	Prior Commitments In FY 2014-15	FY 2014-15 Adopted First-Year Funding Levels	Prior Commitments In FY 2015-16	Recommended FY 2015-16 First-Year Funding Levels
Federal Matching	\$1,375,000	\$250,000	\$250,000	\$1,175,000
Endowed Chairs	\$0	\$2,020,000	\$0	\$3,220,000
Graduate Fellows				
Traditional (GF)	\$2,789,000	\$900,000	\$2,694,500	*\$900,000
BoR/SREB Fellowships	\$825,000	\$200,000	\$775,000	*\$250,000
Endowed Graduate Scholarships	N/A	N/A	\$0	\$2,000,000
Research & Development				
Research Competitiveness (RCS)**	\$1,600,000	\$1,350,000	\$1,935,000	**\$1,750,000
Industrial Ties Research (ITRS)**	\$635,000	\$585,000	\$800,000	**\$935,000
Awards to LA Artists & Scholars (ATLAS)	\$0	\$450,000	\$0	\$450,000
Enhancement				
Endowed Professorships 	\$0	\$2,800,000	\$0	\$1,600,000
Traditional ENH	\$200,000	\$3,978,706	\$200,000	\$4,026,770
Undergraduate ENH	\$100,000	\$1,600,000	\$100,000	\$1,600,000
ENH for 2-Year Institutions	\$0	\$1,100,000	\$0	\$1,100,000
Undergraduate Scholarships	\$0	\$1,000,000	\$0	\$1,000,000
SURE**	N/A	N/A	N/A	**\$100,000
Administration (derived by formula)	\$0	\$ 842,294	\$0	\$788,730
TOTAL	\$7,524,000	\$15,976,000	\$6,754,500	\$19,745,500

* New monies from FY 2017-18 for GF and FY 2016-17 for BoR/SREB.

** Includes funds for EPSCoR competitive programs which cannot be continued under the new Track 1 anticipated to start FY 2015-16: Pfund awards (\$400,000) will be budgeted as a component of RCS; OPT-In (\$350,000) as a component of ITRS; and SURE as a separate Enhancement subprogram.

UPDATE

ENDOWED PROFESSORSHIPS BACKLOG MATCHING JUNE 2014 – APRIL 2015

June 2014		
Campus	Slots	Match
LSU-BR	74	\$2,940,000
LSUHSCNO	1	\$40,000

April 2015*		
Campus	Slots	Match
LSU-BR	30	\$1,200,000

* While approving the FY 2014-15 Plan and Budget in December 2013, the Board redirected \$1,200,000 from Endowed Chairs to the Endowed Professorships Subprogram backlog.

Slots Remaining		
Campus	Slots	Request
LSU-BR	80	\$3,200,000

STAFF RECOMMENDATION
FY 2015-16 Board of Regents Support Fund Budget: \$26.5 Million Base Funding Level

Support Fund Program/Subprogram	Prior Commitments In FY 2014-15	FY 2014-15 Adopted First-Year Funding Levels	Prior Commitments In FY 2015-16	Recommended FY 2015-16 First-Year Funding Levels
Federal Matching	\$1,375,000	\$250,000	\$250,000	\$1,175,000
Endowed Chairs	\$0	\$2,020,000	\$0	\$3,220,000
Graduate Fellows				
Traditional (GF)	\$2,789,000	\$900,000	\$2,694,500	*\$900,000
BoR/SREB Fellowships	\$825,000	\$200,000	\$775,000	*\$250,000
Endowed Graduate Scholarships	N/A	N/A	\$0	\$2,000,000
Research & Development				
Research Competitiveness (RCS)**	\$1,600,000	\$1,350,000	\$1,935,000	**\$1,750,000
Industrial Ties Research (ITRS)**	\$635,000	\$585,000	\$800,000	**\$935,000
Awards to LA Artists & Scholars (ATLAS)	\$0	\$450,000	\$0	\$450,000
Enhancement				
Endowed Professorships	\$0	\$2,800,000	\$0	\$1,600,000
Traditional ENH	\$200,000	\$3,978,706	\$200,000	\$4,026,770
Undergraduate ENH	\$100,000	\$1,600,000	\$100,000	\$1,600,000
ENH for 2-Year Institutions	\$0	\$1,100,000	\$0	\$1,100,000
Undergraduate Scholarships	\$0	\$1,000,000	\$0	\$1,000,000
SURE**	N/A	N/A	N/A	**\$100,000
Administration (derived by formula)	\$0	\$ 842,294	\$0	\$788,730
TOTAL	\$7,524,000	\$15,976,000	\$6,754,500	\$19,745,500

* New monies from FY 2017-18 for GF and FY 2016-17 for BoR/SREB.

** Includes funds for EPSCoR competitive programs which cannot be continued under the new Track 1 anticipated to start FY 2015-16: Pfund awards (\$400,000) will be budgeted as a component of RCS; OPT-In (\$350,000) as a component of ITRS; and SURE as a separate Enhancement subprogram.

SENIOR STAFF RECOMMENDATION

FY 2015-16 BoRSF PLAN AND BUDGET

Consistent with the unanimous vote of the BoRSF Planning Committee, the Senior Staff recommends approval of the FY 2015-16 BoRSF Plan and Budget, with contingencies, as presented.

AGENDA ITEM IV.C

RECOMMENDATION OF BoRSF PLANNING COMMITTEE

BoRSF PRIORITIES AS ADDITIONAL FUNDS BECOME AVAILABLE

PLANNING COMMITTEE RECOMMENDATION: RECOMMENDED PRIORITIES AS ADDITIONAL FUNDS BECOME AVAILABLE

- Restore Monies in Reserve for Special Opportunity Investments (e.g., LOUIS, LONI, Post-Katrina, Federal Matches)  
- Seek Collaborative Funding at Higher Levels for Selected STEM Eminent Scholar Chairs which Meet Economic Development Targets (Support Fund, State Appropriations, Private Sources)
- Increase Dollars to Two- and Four-Year Campuses for Initiatives which Target Workforce Demands in Areas as Defined in the Projected Workforce Innovation for a Stronger Economy [WISE] Plan

FEDERAL AWARDS MATCHED WITH BoRSF RESERVE FUNDS

FUNDED EXAMPLES

DoE Energy Frontier Research Center: Center for Atomic-Level Catalyst Design (2009-13)



- \$12,500,000 in Federal funds; \$931,991 in BoRSF Match
- 10 Campuses Participating
- **Rate of Return: \$13.41 in Federal Funding for \$1 BoRSF** ←



NIH Institutional Development (IDeA) Award (2009-14)



- \$15,374,671 in Federal funds; \$1,148,000 in BoRSF Match
- 25 Campuses Participating
- **Rate of Return: \$13.39 in Federal Funding for \$1 BoRSF** ←



FEDERAL AWARDS MATCHED WITH BoRSF RESERVE FUNDS PENDING EXAMPLES

NIH Institutional Development (IDeA) Award



- \$12,500,000 in Federal funds; \$1,148,000 in BoRSF Match
- 25 Campuses Participating
- **Rate of Return: \$10.89 in Federal Funding for \$1 BoRSF** ←



Department of Homeland Security Center of Excellence



- \$20,000,000 in Federal funds; \$4,000,000 in BoRSF Match
- 7 Campuses Participating
- **Rate of Return: \$5.00 in Federal Funding for \$1 BoRSF** ←



PLANNING COMMITTEE RECOMMENDATION: RECOMMENDED PRIORITIES AS ADDITIONAL FUNDS BECOME AVAILABLE

- Restore Monies in Reserve for Special Opportunity Investments (e.g., LOUIS, LONI, Post-Katrina, Federal Matches) 
- Seek Collaborative Funding at Higher Levels for Selected STEM Eminent Scholar Chairs which Meet Economic Development Targets (Support Fund, State Appropriations, Private Sources) 
- Increase Dollars to Two- and Four-Year Campuses for Initiatives which Target Workforce Demands in Areas as Defined in the Projected Workforce Innovation for a Stronger Economy [WISE] Plan 

SENIOR STAFF RECOMMENDATION BoRSF PRIORITIES AS ADDITIONAL FUNDS BECOME AVAILABLE

Consistent with the unanimous vote of the BoRSF Planning Committee, the Senior Staff recommends adoption of the BoRSF Planning Committee's recommended priorities as additional BoRSF funds become available.

AGENDA ITEM IV.D

RECOMMENDATION OF BoRSF PLANNING COMMITTEE

FY 2015-16 TIERED ENDOWED PROFESSORSHIPS SUBPROGRAM

MINIMUM ENDOWED PROFESSORSHIP CORPUS*

National Average Minimum per State: \$630,488

SREB Average Minimum per State: \$564,286

Louisiana: Lowest (\$100,000) in Minimum Among the 50 States

Alabama: \$500,000	Indiana: \$500,000	Nebraska: \$350,000	Rhode Island: Not Specified
Alaska: \$500,000	Iowa: \$500,000	Nevada: \$500,000	S. Carolina: \$500,000
Arizona: \$500,000	Kansas: \$1 million	New Hampshire: Not Specified	South Dakota: \$350,000
Arkansas: \$250,000	Kentucky: \$500,000	New Jersey: Not Applicable	Tennessee: \$500,000
California: \$500,000	Louisiana: \$100,000	New Mexico: \$500,000	Texas: \$300,000
Colorado: \$500,000	Maine: Not Specified	New York: Not Specified	Utah: \$1 million
Connecticut: \$750,000	Maryland: Not Specified	N. Carolina: \$500,000	Vermont: \$1 million
Delaware: Not Specified	Massachusetts: \$1 million	N. Dakota: \$250,000	Virginia: \$2 million
Florida: \$500,000	Michigan: \$500,000	Ohio: \$750,000	Washington: \$500,000
Georgia: \$750,000	Minnesota: \$1 million	Oklahoma: \$500,000	West Virginia: \$500,000
Hawaii: Not Specified	Mississippi: \$500,000	Oregon: \$500,000	Wisconsin: \$1 million
Idaho: Not Specified	Missouri: \$1 million	Pennsylvania: \$500,000	Wyoming: \$1 million
Illinois: \$500,000	Montana: \$1 million		


* Data collected from foundations/development offices of public flagship and regional campuses

RECOMMENDATION TO THE BOARD OF REGENTS

ENDOWED PROFESSORSHIPS PROGRAM REVIEW PANEL

1999-2000

“The use of the term ‘endowed professor’ in this program is not consistent with the national norm. In most institutions, an endowed professor is supported by an endowment of \$250,000 to \$500,000, and the funds are used for additional purposes other than exclusively salary enhancements. Provisions for significant release time are almost always included. As a result, the level of recognition and support for ‘endowed professors’ is considerably higher in most other parts of the nation. **If addressing this disparity is important to the Board, consideration might be given to slowing the growth in the number of awards and increasing the value of each professorship.**”



EXAMPLE: MINIMUM ENDOWMENT LEVELS RELATED TO CAMPUS ROLES, SCOPES, & MISSIONS

POSSIBLE TIERED APPROACH

SREB AVERAGE: \$564,286

DIVISION I

\$500,000
(\$300,000 Non-State/\$200,000 BoRSF)

Mississippi
Alabama

The diagram shows a large blue trapezoidal box containing the text '\$500,000 (\$300,000 Non-State/\$200,000 BoRSF)'. Two white arrows originate from the right side of this text: one points to a white box labeled 'Mississippi' and the other points to a white box labeled 'Alabama'.

DIVISION II

\$250,000
(\$150,000 Non-State/\$100,000 BoRSF)

Arkansas

The diagram shows a blue trapezoidal box containing the text '\$250,000 (\$150,000 Non-State/\$100,000 BoRSF)'. A white arrow points from the right side of this text to a white box labeled 'Arkansas'.

DIVISION III

\$100,000
(\$60,000 Non-State/\$40,000 BoRSF)

SENIOR STAFF RECOMMENDATION FY 2015-16 TIERED ENDOWED PROFESSORSHIPS SUBPROGRAM

Consistent with the position taken by the BoRSF Planning Committee, the Senior Staff recommends that a 2015-16 study and report be undertaken to: (1) establish a tiered and competitive Endowed Professorships Subprogram which reflects the respective roles, scopes, and missions of campuses; and (2) elevates respective corpuses of the top tiers to levels more closely aligned with the SREB average of \$564,286.

The staff, with advice from the Planning Committee and key constituencies on affected campuses, will submit resulting recommendations to the Board during the fall of 2016.

AGENDA ITEM V

**REQUEST FROM UL LAFAYETTE TO
DIVIDE TWO BORSF-MATCHED
ENDOWED PROFESSORSHIPS**

SENIOR STAFF RECOMMENDATION DIVISION OF BoRSF-MATCHED ENDOWED PROFESSORSHIPS

Consistent with current Board policy, the Senior Staff recommends approval of the division of the SLEMCO/LEQSF Professorship in Art and Architecture into two Professorships and the SLEMCO/LEQSF Professorship in Nursing III into two Professorships. The corpus value of each resulting Professorship will be \$100,000.

AGENDA ITEM VI

OTHER BUSINESS