

# Louisiana Board of Regents

Roy Martin III, Chair

William Fenstermaker, Vice Chair

Raymond Brandt

Chris Gorman

Edward Markle

Albert Sam II

Sponsored Programs  
Committee

April 23, 2014




Kerry Davidson  
Carrie Robison

# SPONSORED PROGRAMS STAFF

**Carrie Robison**  
Associate Commissioner for  
Sponsored Programs Administration



**Michael Khonsari**  
Associate Commissioner for  
Sponsored Programs Research &  
EPSCoR Director




**Zenovia Simmons**  
R&D Program Manager



**Jim Gershey**  
Executive Director of Special Programs



**Bryan Jones**  
Enhancement Program Manager



**Susan Jernigan**  
EPSCoR Program Associate



**Noreen Lackett**  
Enhancement Program Manager



**Karthik Poobalashubramanian**  
Programmer/Analyst



**Christine Coulon Norton**  
Grants & Contracts Manager




**Jessica Patton**  
EPSCoR Program Associate



**Vera Dear**  
Administrative Assistant



**Amber King**  
EPSCoR Communications Manager



**Jill Holton**  
Administrative Assistant



**Alysia Delone**  
Grant and Contract Coordinator



# **AGENDA ITEM III**

## **SENIOR STAFF RECOMMENDATIONS**

### **FY 2013-14 BOARD OF REGENTS SUPPORT FUND AWARDEES**

# TIMELINE

## BUDGETING STAGES

### FY 2013-14



# FY 2013-14 SUPPORT FUND RECOMMENDATION

## 180 Awards Across 32 Campuses



**Endowed  
Chairs**

**Enhancement**

**Superior  
Graduate Fellows**

**Research &  
Development**

**TWELVE  
SUBPROGRAMS**

**Proposals  
Recommended**

**Funds  
Recommended**

**10 Competitive  
Subprograms**

**114**

**\$12,916,087**

**2 Non-Competitive  
Subprograms**

**66**

**\$ 2,620,000**

**TOTALS**

**180**

**\$15,536,087**

# BOARD OF REGENTS SUPPORT FUND PROGRAMS

## FY 2013-14 **PRIOR** AND **NEW COMMITMENTS**

**Prior Commitments: \$10,577,500**

**Recommended New Commitments: \$10,953,762**



# BOARD OF REGENTS SUPPORT FUND PROGRAMS

## FY 2013-14 COMMITMENTS FROM FUTURE BUDGETS


Recommended FYs 2014-15 through 2018-19  
Funds: \$4,582,325 



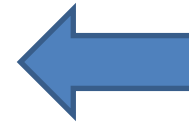
# RATIONALES

## ROLE OF COMPETITIVE & MERIT-DRIVEN PROCESS

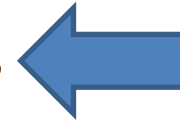
❖ Allocates Dollars Consistent with Constitutional Goals and Regents' Priorities



❖ Insures Both Appearance and Substance of Objectivity and Fairness

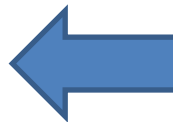


❖ Prepares Faculty and Departments for Federal Grants Competition:



- Comparable Reviewers to NSF/NIH
- Proposal Feedback

❖ Provides Regents with Basis for Evaluation and Accountability



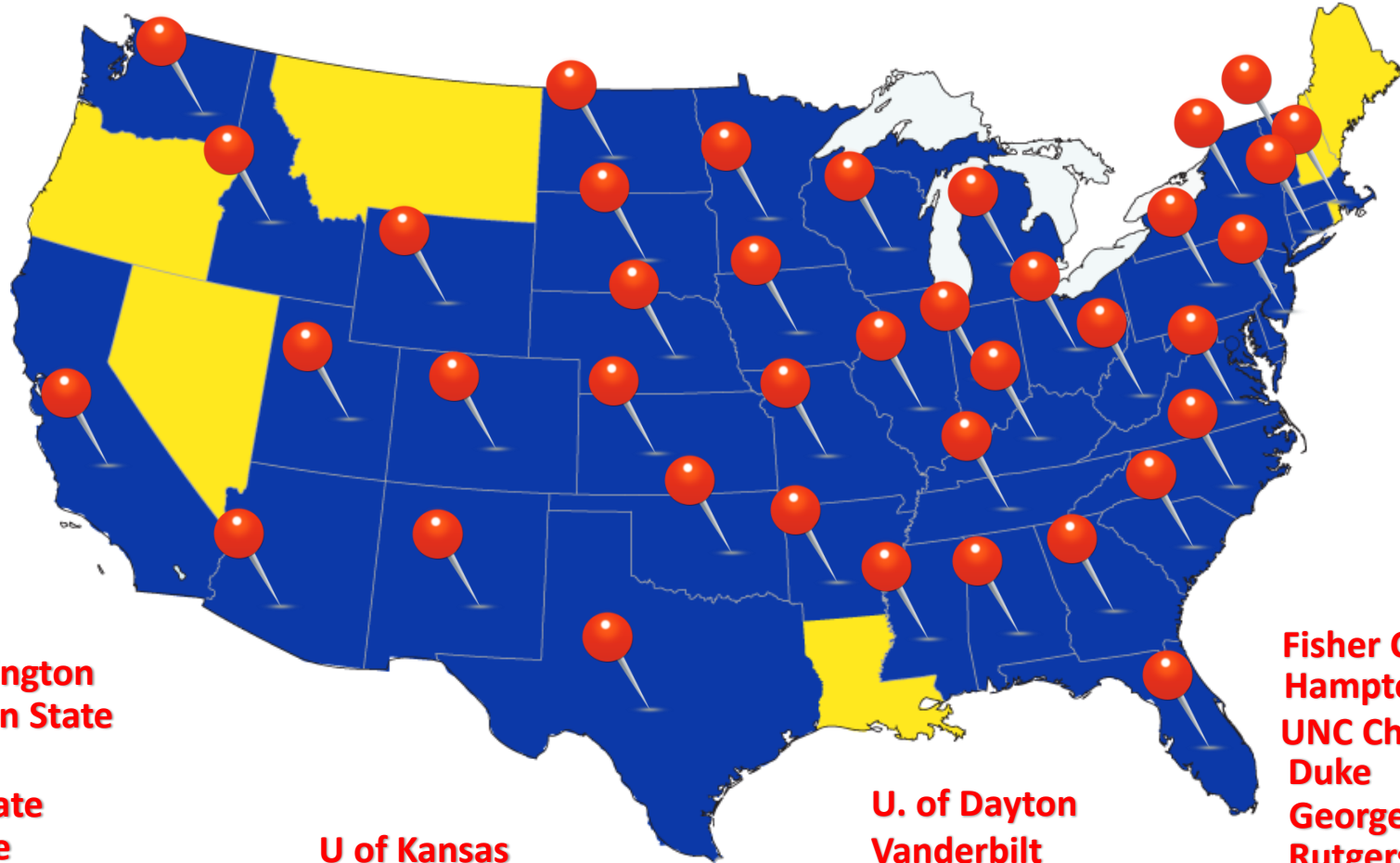
Undergraduate Enhancement Panel Reviewing Proposals



Research Competitiveness Subprogram Panel Reviewing Proposals

# FY 2013-14 CONSULTANTS: STATES & CAMPUSES OF ORIGIN

■ 294 Consultants Engaged  
■ States/ Consultants Not Engaged



**U of Washington**  
**Washington State**  
**UCLA**  
**Arizona State**  
**Boise State**  
**Colorado State**  
**Lamar U.**  
**UT Austin**

**U of Kansas**  
**U of Wisconsin Milwaukee**  
**Northwestern U**  
**Purdue**

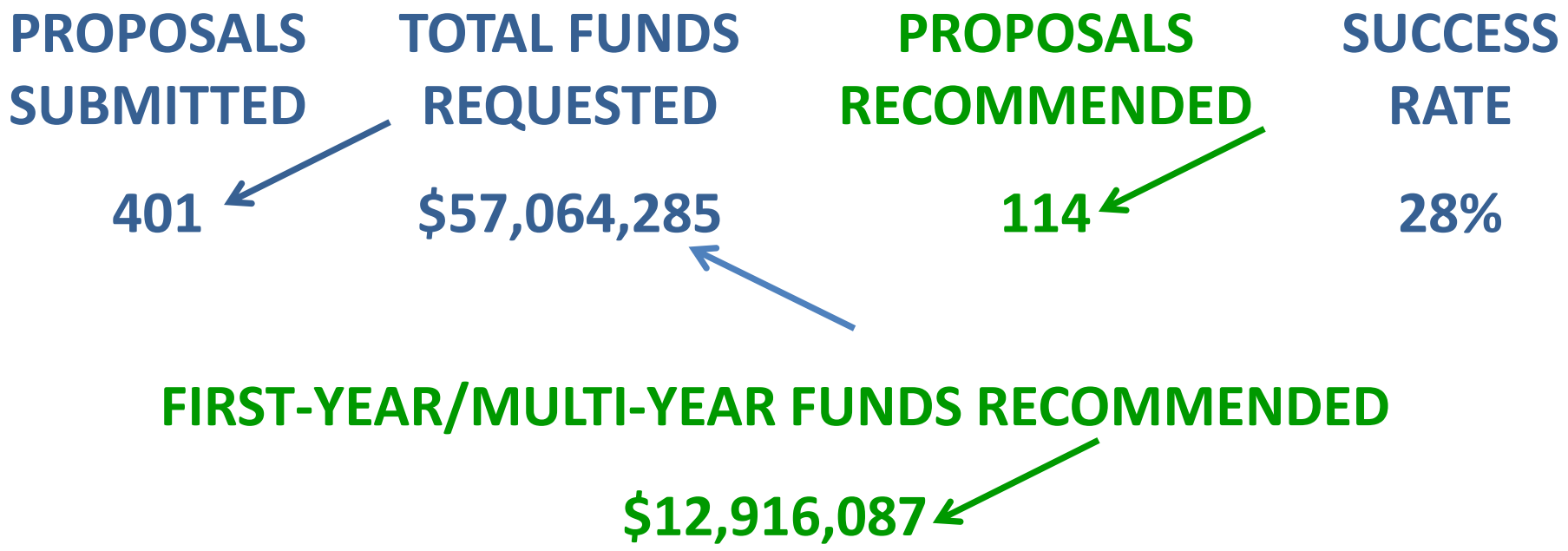
**U. of Dayton**  
**Vanderbilt**  
**Georgia Perimeter**  
**U of Florida**  
**Penn State U**

**Fisher College**  
**Hampton U**  
**UNC Chapel Hill**  
**Duke**  
**Georgetown**  
**Rutgers**  
**NYU**  
**Princeton**  
**Harvard**

# THE COMPETITIVE AND MERIT-BASED PROCESS

## TEN COMPETITIVE SUBPROGRAMS

### FY 2013-14



# BOARD OF REGENTS SUPPORT FUND PROGRAMS

## 180 RECOMMENDED FY 2013-14 AWARDS

### ACROSS 32 CAMPUSES

#### ENDOWED CHAIRS FOR EMINENT SCHOLARS

Endowed Chairs (1986-87)

#### ENHANCEMENT

- a. Traditional Enhancement (1986-87)
- b. Federal Matching (1986-87)
- c. Undergraduate Enhancement (1990-91)
- d. Enhancement Program for Two-Year Institutions (2001-02)
- e. Endowed Professorships (1990-91)
- f. Endowed First-Generation Undergraduate Scholarships (2007-08)

#### RESEARCH & DEVELOPMENT

- a. Research Competitiveness Subprogram (RCS) (1986-87)
- b. Industrial Ties Research Subprogram (ITRS) (1986-87)
- c. Awards to Louisiana Artists and Scholars Subprogram (ATLAS) (2004-05)

#### RECRUITMENT OF SUPERIOR GRADUATE FELLOWS

- a. Traditional Graduate Fellows (1986-87)
- b. ~~Graduate Fellowships for Teachers (1993-94)~~
- c. BoR/SREB Graduate Fellowships to Promote Diversity (2007-08)

**Green = Constitutional Programs**

**Blue = Original Subprograms**

**Red = Added Subprograms**

# BOARD OF REGENTS SUPPORT FUND PROGRAMS

## 180 RECOMMENDED FY 2013-14 AWARDS

### ACROSS 32 CAMPUSES

#### ENDOWED CHAIRS FOR EMINENT SCHOLARS

Endowed Chairs (1986-87)

#### ENHANCEMENT

- Traditional Enhancement (1986-87)
- Federal Matching (1986-87)
- Undergraduate Enhancement (1990-91)
- Enhancement Program for Two-Year Institutions (2001-02)
- Endowed Professorships (1990-91)
- Endowed First-Generation Undergraduate Scholarships (2007-08)

#### RESEARCH & DEVELOPMENT

- Research Competitiveness Subprogram (RCS) (1986-87)
- Industrial Ties Research Subprogram (ITRS) (1986-87)
- Awards to Louisiana Artists and Scholars Subprogram (ATLAS) (2004-05)

#### RECRUITMENT OF SUPERIOR GRADUATE FELLOWS

- Traditional Graduate Fellows (1986-87)
- ~~Graduate Fellowships for Teachers (1993-94)~~
- BoR/SREB Graduate Fellowships to Promote Diversity (2007-08)

Green = Constitutional Programs  
Blue = Original Subprograms  
Red = Added Subprograms

**Note:** Funds budgeted may be transferred only across subprograms within the same constitutional program

**Example:** \$115,000 in budgeted funds transferred

# ENDOWED CHAIRS FOR EMINENT SCHOLARS RECOMMENDED FY 2013-14 ALLOCATION

**\$2,400,000/Rank: 3<sup>rd</sup>** ←

**Average Per Year  
FYs 2009-14:  
\$3,040,000  
Rank: 4/12**

- 5 Awards ←
- 5 Campuses ↘



# BOARD OF REGENTS SUPPORT FUND PROGRAMS

## 180 RECOMMENDED FY 2013-14 AWARDS

### ACROSS 32 CAMPUSES

#### ENDOWED CHAIRS FOR EMINENT SCHOLARS

Endowed Chairs (1986-87)

#### ENHANCEMENT

- a. Traditional Enhancement (1986-87)
- b. Federal Matching (1986-87)
- c. Undergraduate Enhancement (1990-91)
- d. Enhancement Program for Two-Year Institutions (2001-02)
- e. Endowed Professorships (1990-91)
- f. Endowed First-Generation Undergraduate Scholarships (2007-08)

**Green = Constitutional Programs**  
**Blue = Original Subprograms**  
**Red = Added Subprograms**

#### RESEARCH & DEVELOPMENT

- a. Research Competitiveness Subprogram (RCS) (1986-87)
- b. Industrial Ties Research Subprogram (ITRS) (1986-87)
- c. Awards to Louisiana Artists and Scholars Subprogram (ATLAS) (2004-05)

#### RECRUITMENT OF SUPERIOR GRADUATE FELLOWS

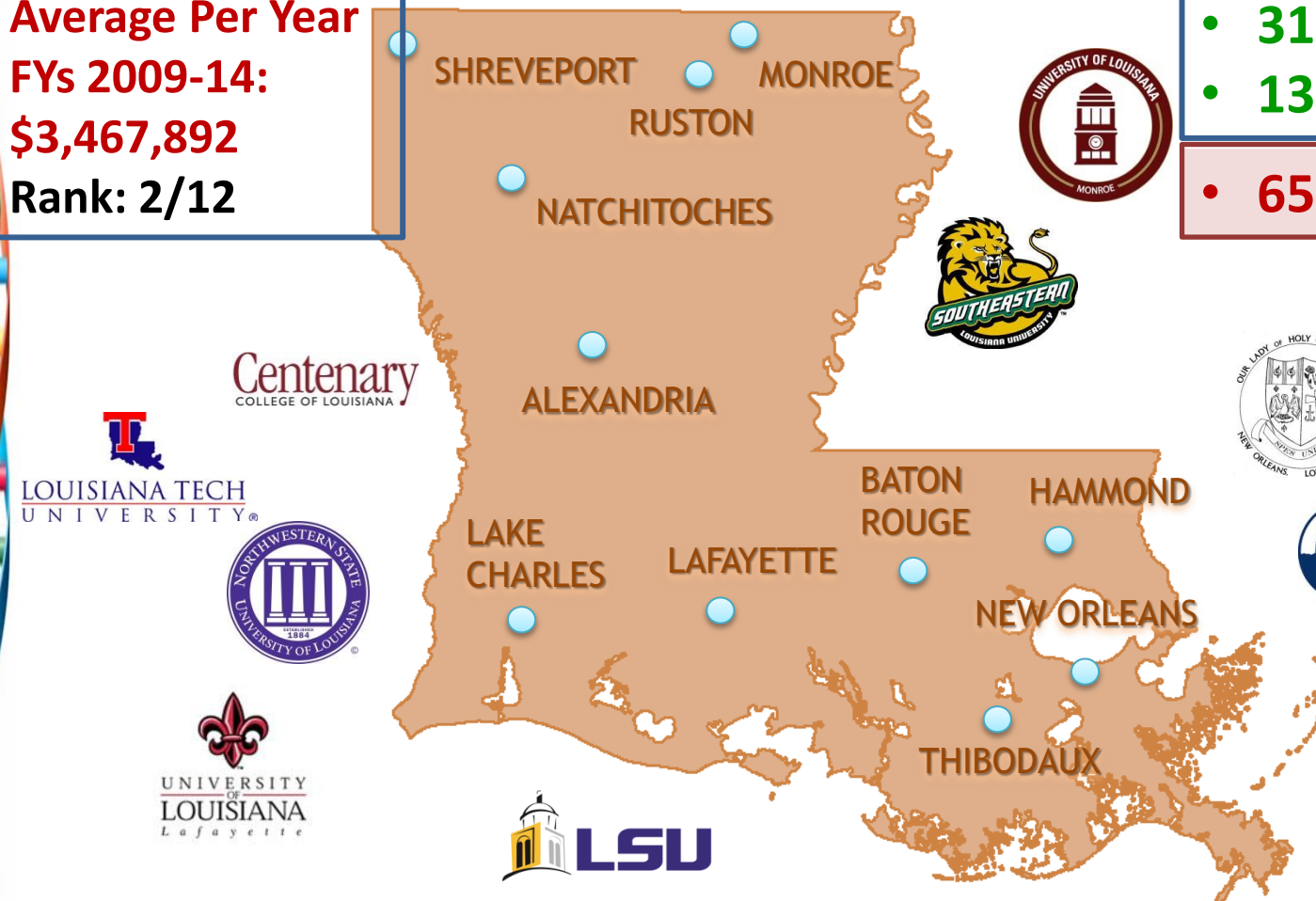
- a. Traditional Graduate Fellows (1986-87)
- ~~b. Graduate Fellowships for Teachers (1993-94)~~
- c. BoR/SREB Graduate Fellowships to Promote Diversity (2007-08)

# TRADITIONAL ENHANCEMENT RECOMMENDED FY 2013-14 ALLOCATION

**\$3,090,728/Rank: 2<sup>nd</sup>** ←

**Average Per Year  
FYs 2009-14:  
\$3,467,892  
Rank: 2/12**

- **31 Awards** ←
- **13 Campuses** ←
- **65% STEM** ←





# FEDERAL MATCHING FY 2013-14 OBLIGATIONS

**\*\$4,125,333/Rank: 1<sup>st</sup>**

- 7 Active Programs
- 25 Campuses
- 100% STEM
- Multi-Year Federal Awards: \$28,270,000

Average Per Year FYs  
2009-14:  
\$3,845,000  
Rank: 1/12



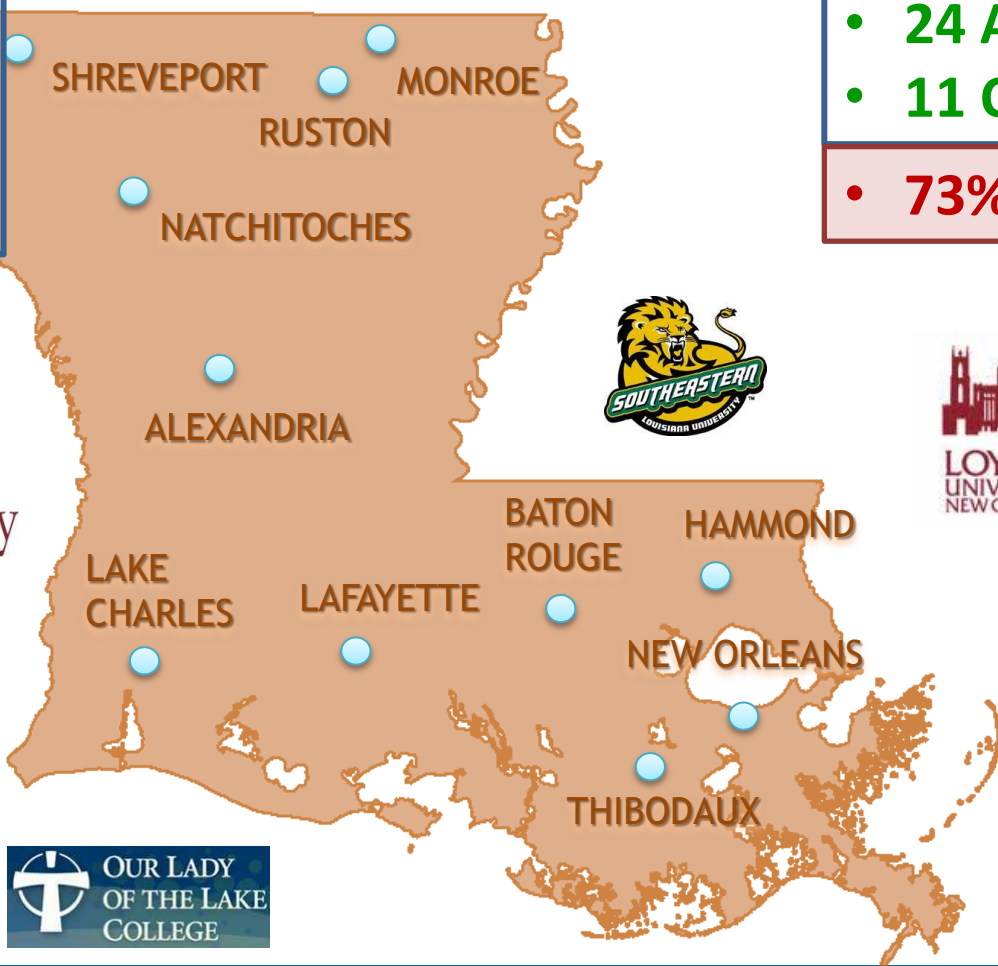
\* Includes dollars committed in previous Support Fund budgets

# UNDERGRADUATE ENHANCEMENT RECOMMENDED FY 2013-14 ALLOCATION

**\$1,023,000/Rank: 7<sup>th</sup>** ←

**Average Per Year  
FYs 2009-14:  
\$1,471,000  
Rank: 7/12**

- **24 Awards** ←
- **11 Campuses** ←
- **73% STEM** ←

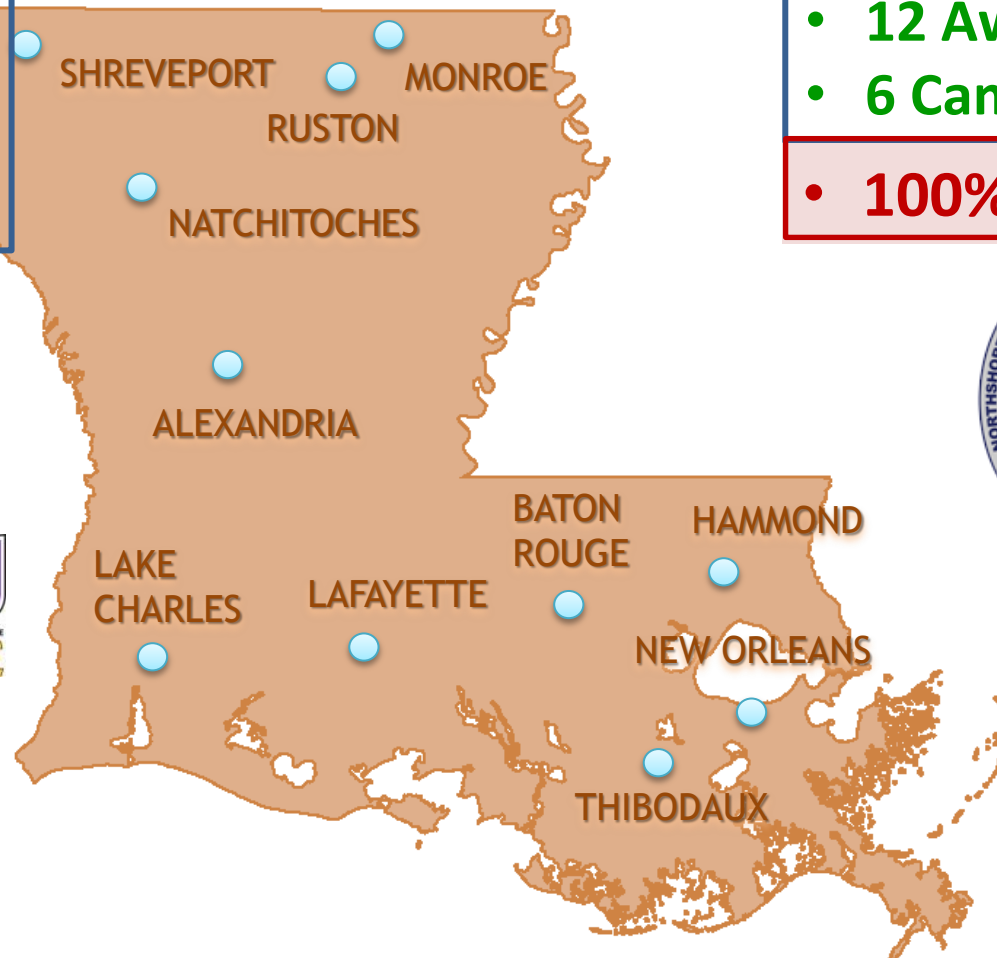


# TWO-YEAR ENHANCEMENT RECOMMENDED FY 2013-14 ALLOCATION

**\$690,400/Rank: 10<sup>th</sup>**

- 12 Awards
- 6 Campuses
- 100% STEM

Average Per Year  
FYs 2009-14:  
**\$1,094,000**  
Rank: 9/12



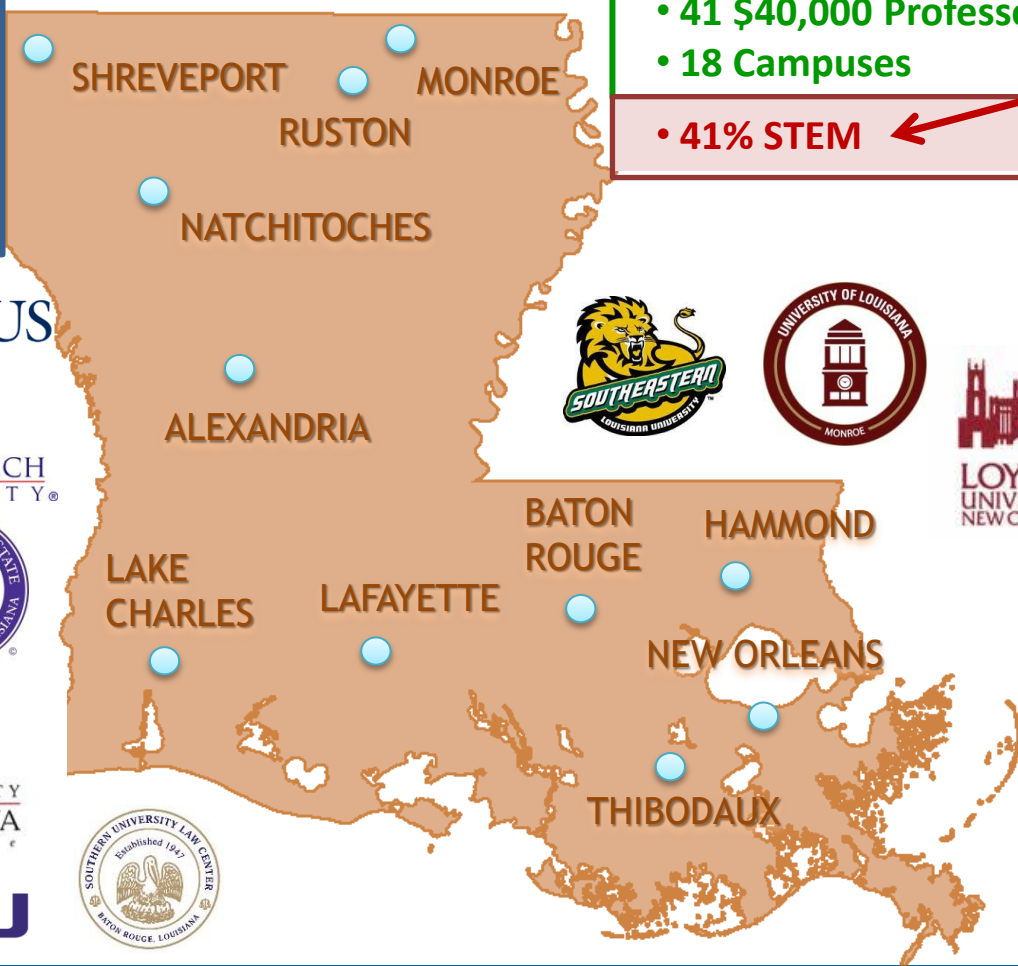
# ENDOWED PROFESSORSHIPS

## RECOMMENDED FY 2013-14 ALLOCATION

**\$1,640,000/Rank: 6<sup>th</sup>** ←

**Average Per Year  
FYs 2009-14:  
\$2,024,000  
Rank: 6/12**

- 41 \$40,000 Professorship Slots →
- 18 Campuses →
- 41% STEM ←



**Moratorium:  
March 2012**

# ENDOWED PROFESSORSHIPS

**Reinstatement:  
October 2012**

## NEW SUBMISSIONS SINCE PROGRAM REINSTATEMENT

Campus	FY 2012-13	FY 2013-14
Grambling	2	1
LA College	0	1
LA Delta	1	0
LSUA	0	1
LSUBR	1	10
LSUHSCNO	0	3
LSUHSCS	0	1
LSU Law	1	0
LSUS	0	2
LA Tech	0	2
Loyola	1	2
Northwestern	2	6
Southeastern	0	1
Southern Law	0	1
Tulane	0	3
TUHSC	0	2
UL Lafayette	2	2
UL Monroe	0	2
UNO	1	1
<b>TOTALS</b>	<b>11</b>	<b>41</b>



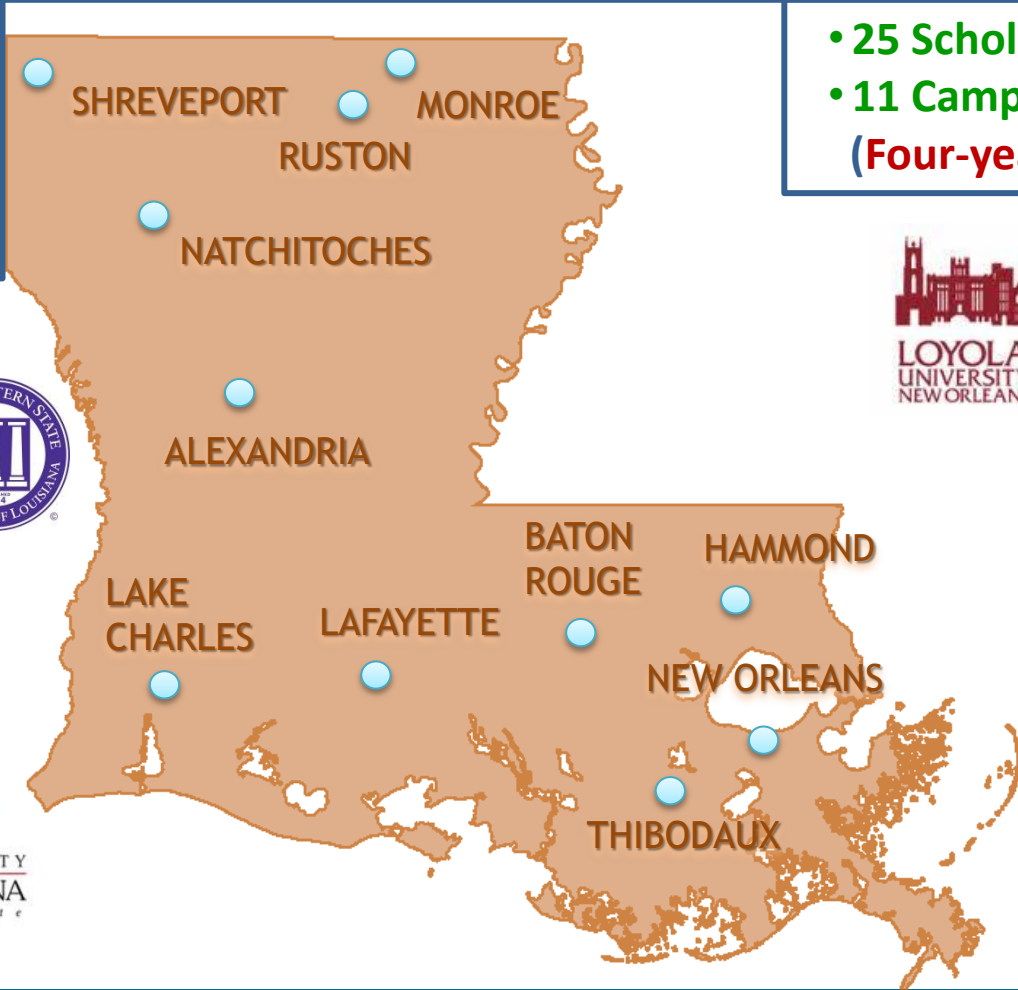
# ENDOWED SCHOLARSHIPS

## RECOMMENDED FY 2013-14 ALLOCATION

**\$980,000/Rank: 8<sup>th</sup>** ←

**Average Per Year  
FYs 2009-14:  
\$1,000,000  
Rank: 10/12**

**• 25 Scholarships** ←  
**• 11 Campuses** ←  
**(Four-year: 10; Two-year: 1)**



THE UNIVERSITY of  
NEW ORLEANS



# BOARD OF REGENTS SUPPORT FUND PROGRAMS

## 180 RECOMMENDED FY 2013-14 AWARDS

### ACROSS 32 CAMPUSES

#### ENDOWED CHAIRS FOR EMINENT SCHOLARS

Endowed Chairs (1986-87)

#### ENHANCEMENT

- a. Traditional Enhancement (1986-87)
- b. Federal Matching (1986-87)
- c. Undergraduate Enhancement (1990-91)
- d. Enhancement Program for Two-Year Institutions (2001-02)
- e. Endowed Professorships (1990-91)
- f. Endowed First-Generation Undergraduate Scholarships (2007-08)

**Green = Constitutional Programs**  
**Blue = Original Subprograms**  
**Red = Added Subprograms**

#### RESEARCH & DEVELOPMENT

- a. Research Competitiveness Subprogram (RCS) (1986-87)
- b. Industrial Ties Research Subprogram (ITRS) (1986-87)
- c. Awards to Louisiana Artists and Scholars Subprogram (ATLAS) (2004-05)

#### RECRUITMENT OF SUPERIOR GRADUATE FELLOWS

- a. Traditional Graduate Fellows (1986-87)
- b. ~~Graduate Fellowships for Teachers (1993-94)~~
- c. BoR/SREB Graduate Fellowships to Promote Diversity (2007-08)

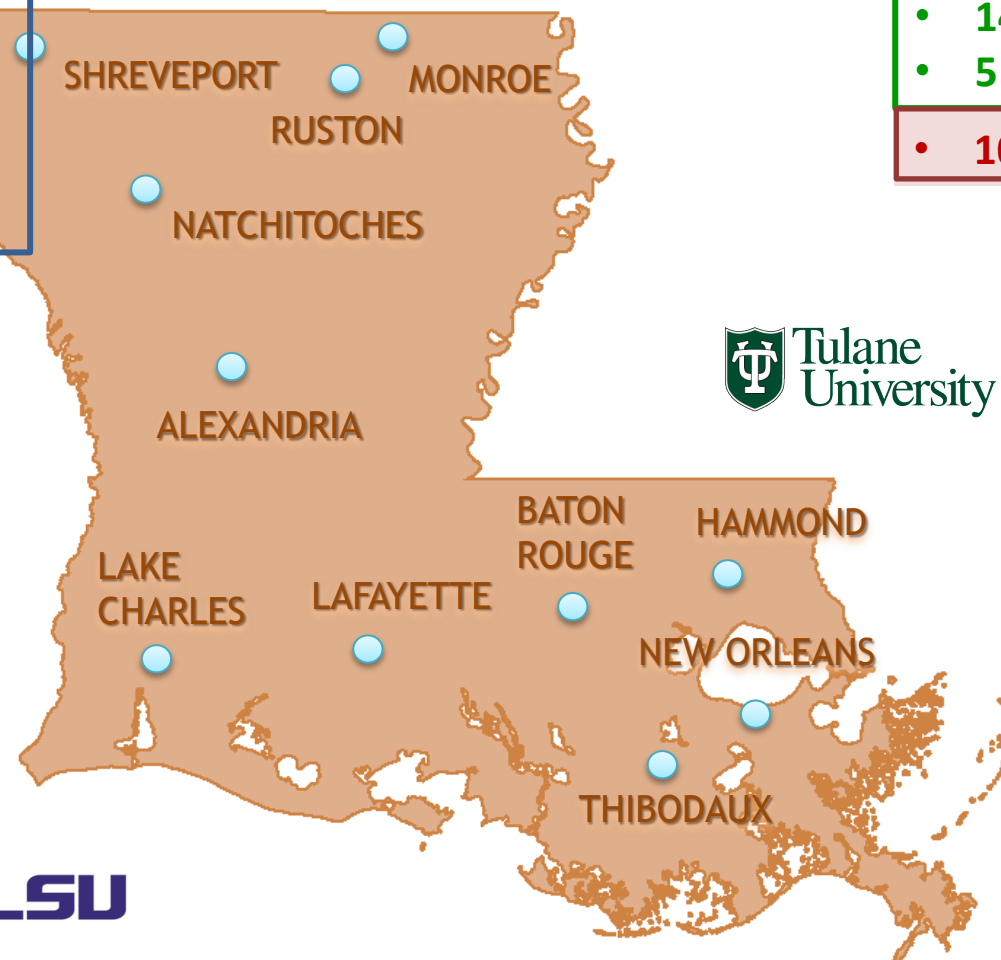


# RESEARCH COMPETITIVENESS (RCS) RECOMMENDED FY 2013-14 ALLOCATION

**\$1,851,819/Rank: 5<sup>th</sup>** ←

**Average Per Year  
FYs 2009-14:  
\$3,352,000  
Rank: 3/12**

- 14 Awards ←
- 5 Campuses ←
- 100% STEM ←



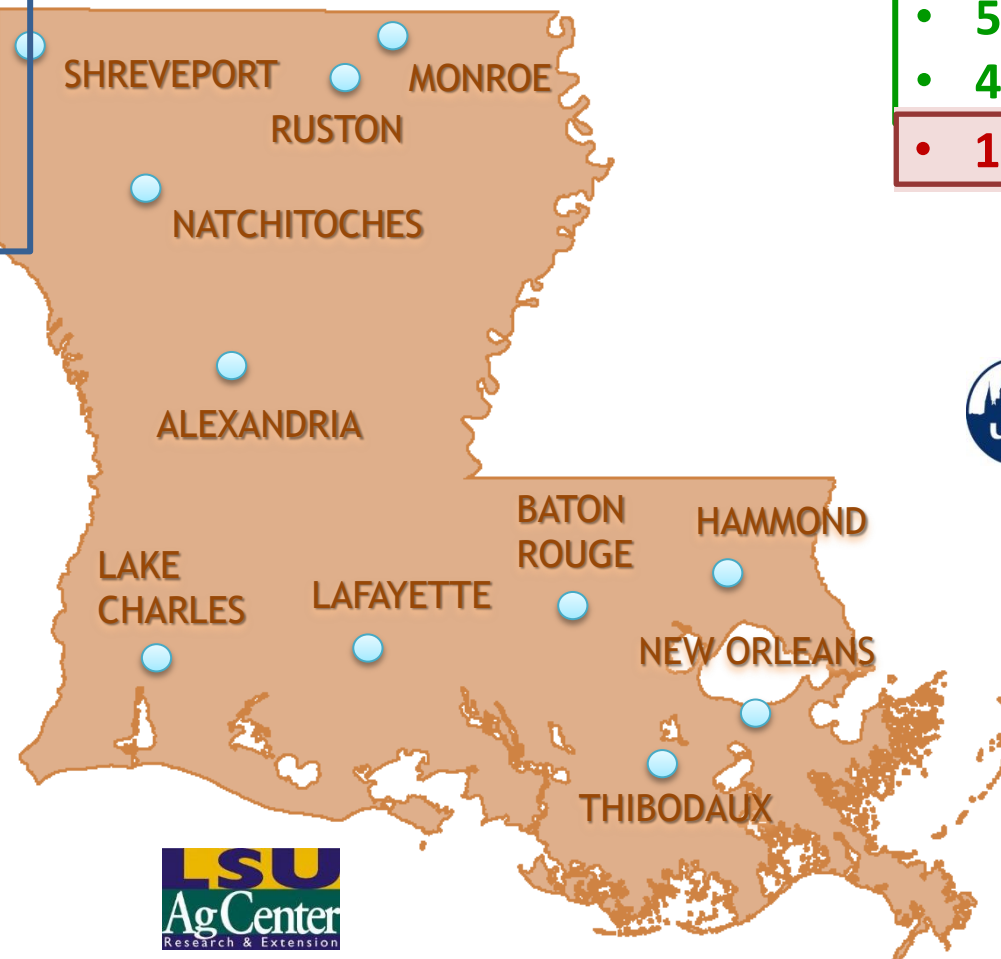


# INDUSTRIAL TIES RESEARCH (ITRS) RECOMMENDED FY 2013-14 ALLOCATION

**\$776,140/Rank: 9<sup>th</sup>** ←

**Average Per Year  
FYs 2009-14:  
\$1,366,000  
Rank: 8/12**

- **5 Awards** ←
- **4 Campuses** ←
- **100% STEM** ←



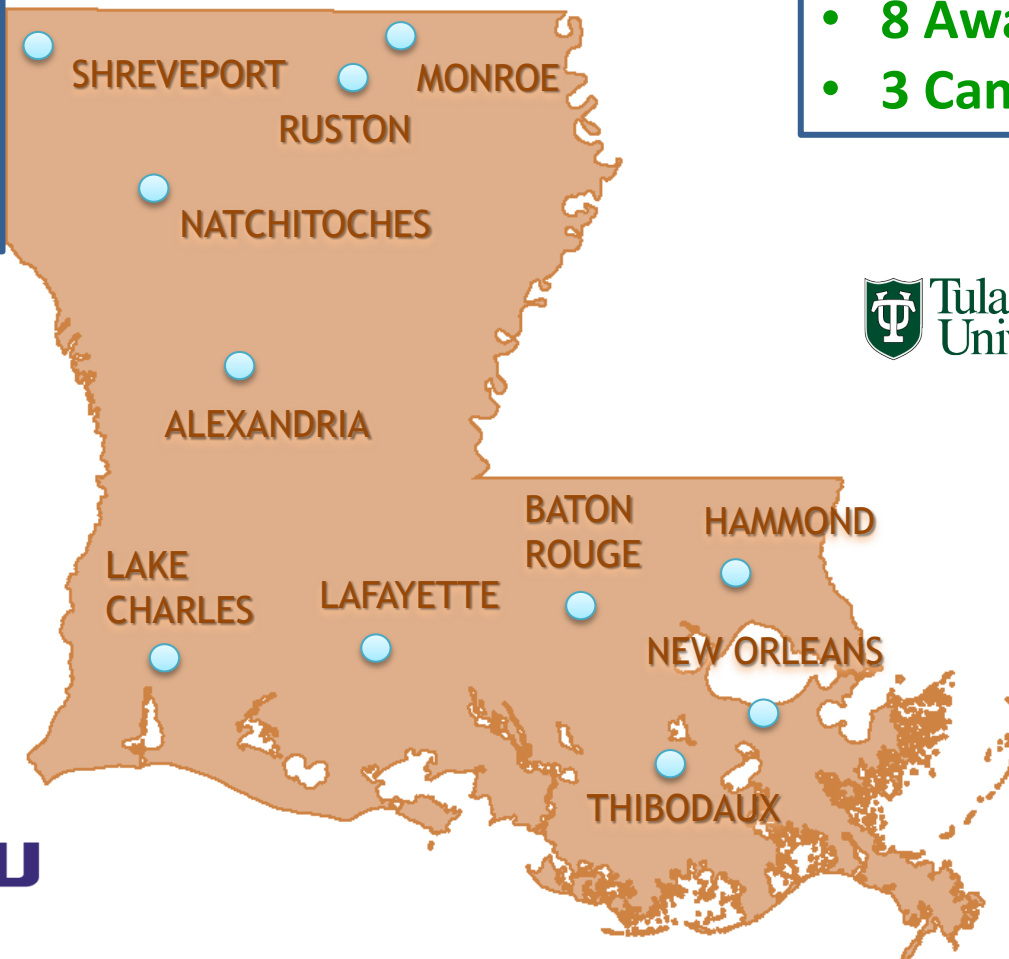
# AWARDS TO LOUISIANA ARTISTS & SCHOLARS (ATLAS)

## RECOMMENDED FY 2013-14 ALLOCATION

**\$285,000/Rank: 12<sup>th</sup>** ←

**Average Per Year  
FYs 2009-14:  
\$427,000  
Rank: 12/12**

- **8 Awards** ←
- **3 Campuses** ↙



# BOARD OF REGENTS SUPPORT FUND PROGRAMS

## 180 RECOMMENDED FY 2013-14 AWARDS

### ACROSS 32 CAMPUSES

#### ENDOWED CHAIRS FOR EMINENT SCHOLARS

Endowed Chairs (1986-87)

#### ENHANCEMENT

- a. Traditional Enhancement (1986-87)
- b. Federal Matching (1986-87)
- c. Undergraduate Enhancement (1990-91)
- d. Enhancement Program for Two-Year Institutions (2001-02)
- e. Endowed Professorships (1990-91)
- f. Endowed First-Generation Undergraduate Scholarships (2007-08)

#### RESEARCH & DEVELOPMENT

- a. Research Competitiveness Subprogram (RCS) (1986-87)
- b. Industrial Ties Research Subprogram (ITRS) (1986-87)
- c. Awards to Louisiana Artists and Scholars Subprogram (ATLAS) (2004-05)

#### RECRUITMENT OF SUPERIOR GRADUATE FELLOWS

- a. Traditional Graduate Fellows (1986-87)
- b. ~~Graduate Fellowships for Teachers (1993-94)~~
- c. BoR/SREB Graduate Fellowships to Promote Diversity (2007-08)

Green = Constitutional Programs

Blue = Original Subprograms

Red = Added Subprograms



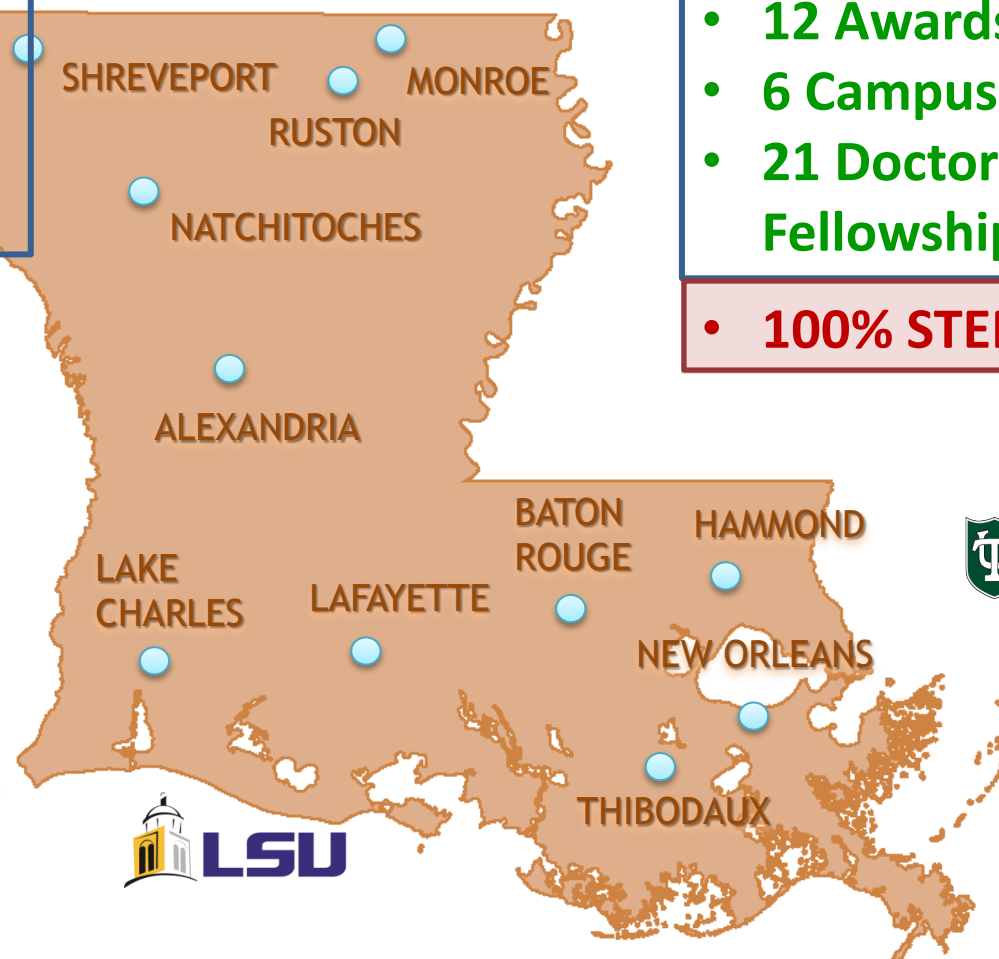
# TRADITIONAL GRADUATE FELLOWS RECOMMENDED 2013-14 ALLOCATION

**\$2,134,000/Rank: 4<sup>th</sup>** ←

**Average Per Year  
FYs 2009-14:  
\$3,003,500  
Rank: 5/12**

- **12 Awards** ←
- **6 Campuses** ←
- **21 Doctoral & Master's Fellowships** ←

**100% STEM** ←



# GRADUATE FELLOWSHIPS FOR TEACHERS

## PATTERN OF LOW PROPOSAL SUBMISSIONS

### FY 2000-01 THROUGH FY 2013-14

Fiscal Year	Submitted*	Funded
2000-01	3	3
2001-02	2	1
2002-03	2	1
2003-04	2	1
2004-05	3	2
2005-06	1	1
2006-07	1	1
2007-08	2	2
2008-09	2	2
2009-10	3	3
2010-11	2	2
2011-12	1	0
2012-13	1	1
2013-14	1	0

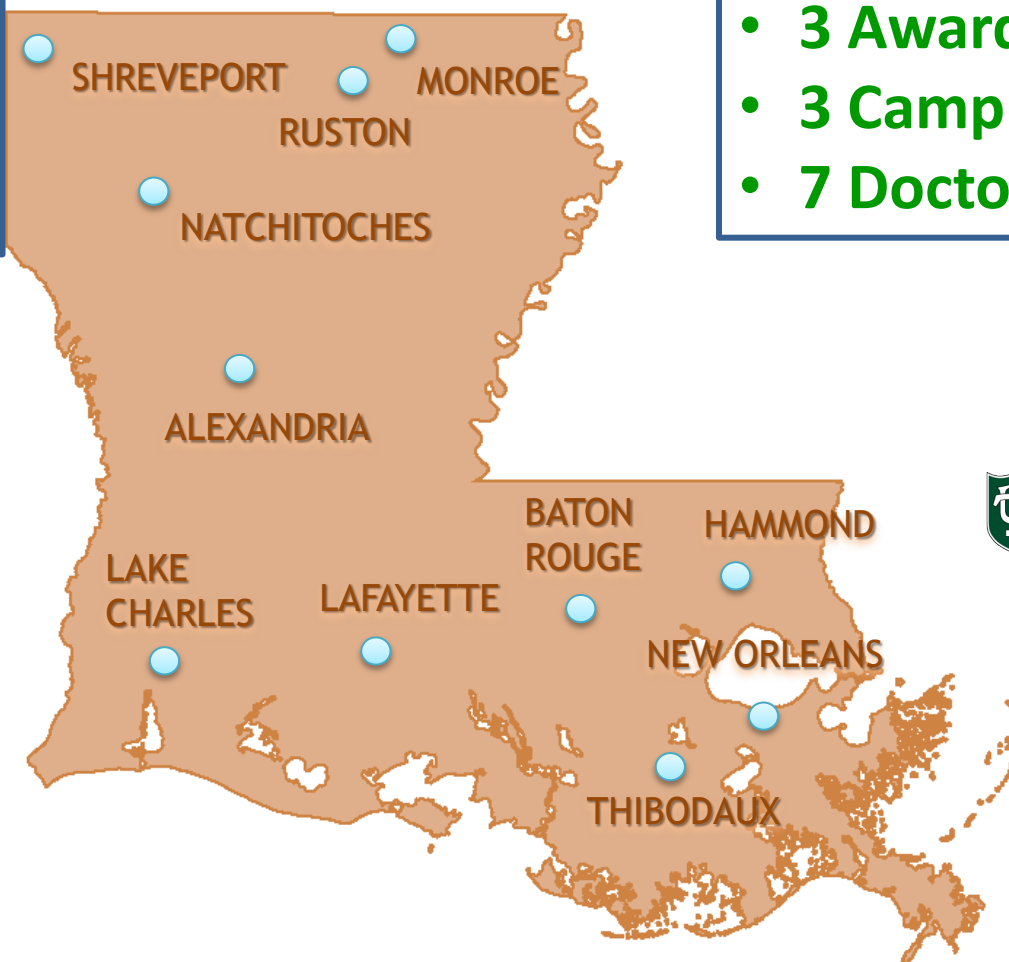


# BoR/SREB GRADUATE FELLOWSHIPS RECOMMENDED FY 2013-14 ALLOCATION

**\$665,000/Rank: 11<sup>th</sup>** ←

**Average Per Year  
FYs 2009-14:  
\$872,000  
Rank: 11/12**

- **3 Awards** ←
- **3 Campuses** ←
- **7 Doctoral Fellowships** ←



# BOARD OF REGENTS SUPPORT FUND PROGRAMS

## 180 RECOMMENDED FY 2013-14 AWARDS

### ACROSS 32 CAMPUSES



#### ENDOWED CHAIRS FOR EMINENT SCHOLARS

Endowed Chairs (1986-87)



#### ENHANCEMENT

- a. Traditional Enhancement (1986-87)
- b. Federal Matching (1986-87)
- c. Undergraduate Enhancement (1990-91)
- d. Enhancement Program for Two-Year Institutions (2001-02)
- e. Endowed Professorships (1990-91)
- f. Endowed First-Generation Undergraduate Scholarships (2007-08)



#### RESEARCH & DEVELOPMENT

- a. Research Competitiveness Subprogram (RCS) (1986-87)
- b. Industrial Ties Research Subprogram (ITRS) (1986-87)
- c. Awards to Louisiana Artists and Scholars Subprogram (ATLAS) (2004-05)



#### RECRUITMENT OF SUPERIOR GRADUATE FELLOWS

- a. Traditional Graduate Fellows (1986-87)
- ~~b. Graduate Fellowships for Teachers (1993-94)~~
- c. BoR/SREB Graduate Fellowships to Promote Diversity (2007-08)

**Green = Constitutional Programs**

**Blue = Original Subprograms**

**Red = Added Subprograms**

# BOARD OF REGENTS SUPPORT FUND PROGRAMS

## COMPARATIVE FUNDING RANKS: FYs 2013-14 VIS A VIS 2009-13 AVERAGE

PROGRAMS	FY 2013-14 RANK	FY 2009-13 RANK
<b>ENDOWED CHAIRS</b>	3 <sup>rd</sup>	4 <sup>th</sup>
<b>ENHANCEMENT</b>		
Traditional Enhancement	2 <sup>nd</sup>	2 <sup>nd</sup>
Federal Matching	1 <sup>st</sup>	1 <sup>st</sup>
Undergraduate Enhancement	7 <sup>th</sup>	7 <sup>th</sup>
Two-Year Enhancement	10 <sup>th</sup>	9 <sup>th</sup>
Endowed Professorships	6 <sup>th</sup>	6 <sup>th</sup>
Endowed Scholarships	8 <sup>th</sup>	10 <sup>th</sup>
<b>R&amp;D</b>		
RCS	5 <sup>th</sup>	3 <sup>rd</sup>
ITRS	9 <sup>th</sup>	8 <sup>th</sup>
ATLAS	12 <sup>th</sup>	12 <sup>th</sup>
<b>GRADUATE FELLOWS</b>		
Traditional GF	4 <sup>th</sup>	5 <sup>th</sup>
GFT	N/A	13 <sup>th</sup>
SREB	11 <sup>th</sup>	11 <sup>th</sup>



# BoRSF FUNDING RECOMMENDATIONS, 2013-14

## PERCENTAGE OF AWARDS IN STEM

### ENDOWMENTS

Endowed Chairs:	60%
Endowed Professorships:	41%



### ENHANCEMENT

Traditional Enhancement:	65%
Federal Matching:	100%
Undergraduate Enhancement:	73%
Two-Year Enhancement:	100%

**ACROSS BoRSF  
PROGRAMS:  
65%**

### RESEARCH & DEVELOPMENT

Research Competitiveness:	100%
Industrial Ties:	100%

### GRADUATE FELLOWS

Traditional Graduate Fellows:	100%
-------------------------------	------



# **RECOMMENDED BOARD ACTION**

## **FY 2013-14 BOARD OF REGENTS SUPPORT FUND AWARDEES**

# SUMMARY: ENDOWED CHAIRS FOR EMINENT SCHOLARS (APPENDIX A)

Subprogram	# Submitted/Funds Requested
Competitive Program	7 Total <ul style="list-style-type: none"> <li>• 6 at \$400,000 to endow \$1 million chairs</li> <li>• 1 at \$800,000 to endow a \$2 million chair</li> </ul>
Restricted Bequests Program	1 Total at \$800,000 to endow a \$2 million chair
<b>TOTAL</b>	<b>8 Submitted/\$4,000,000 Requested</b>

# RECOMMENDATION

## ENDOWED CHAIRS FOR EMINENT SCHOLARS

The Senior Staff recommends that the Committee approve provision of Support Fund money at levels requested to complete the endowments for proposals ranked 1, 2, 3, and 5 in the Consultants' Report (i.e., proposals 005EC, 003EC, 002EC, and 001EC). The Senior Staff further recommends providing Support Fund money at the level requested to complete the endowment for Restricted Bequest proposal 008EC. (See Appendix A.)

# SUMMARY: TRADITIONAL, UNDERGRADUATE & TWO-YEAR ENHANCEMENT SUBPROGRAMS (APPENDICES B, C, D, AND E)

Subprogram	# Submitted	First-Year Funds Requested
<b>Traditional Enhancement</b>		
Business	12	\$ 1,780,475
Chemistry	23	\$ 2,937,099
Education	15	\$ 1,091,624
Mathematics	12	\$ 1,175,965
Physics & Astronomy	11	\$ 1,486,920
Multidisciplinary	18	<u>\$ 2,436,548</u>
<b>TOTAL</b>	<b>91</b>	<b>\$10,908,631</b>
<b>Undergraduate Enhancement</b>	<b>42</b>	<b>\$ 2,381,540</b>
<b>Enhancement for Two-Year Institutions</b>	<b>22</b>	<b>\$ 1,828,911</b>

# RECOMMENDATIONS

## TRADITIONAL, UNDERGRADUATE & TWO-YEAR ENHANCEMENT

1. Traditional Enhancement: The \$2,961,973 available and recommended for expenditure shall be awarded in the rank order, at the funding levels, and with the funding stipulations recommended by consultants, and shall be divided among the five eligible disciplines and multidisciplinary projects as follows (see Appendix B):

Discipline	Ranks	Total Funding
Business	1-4	\$ 454,000
Chemistry	1-7	\$ 788,107
Education	1-6	\$ 392,439
Mathematics	1-4	\$ 339,059
Physics & Astronomy	1-3	\$ 395,888
Multidisciplinary	<u>1-7</u>	<u>\$ 592,480</u>
<b>Subtotal Traditional Enhancement</b>	<b>31 projects</b>	<b>\$2,961,973</b>

# RECOMMENDATIONS

## TRADITIONAL, UNDERGRADUATE & TWO-YEAR ENHANCEMENT

(CONTINUED)

2. Undergraduate Enhancement: A total of \$1,023,000 is recommended for expenditure for the top twenty-four (24) Undergraduate Enhancement proposals submitted in FY 2013-14. Proposals shall be awarded in the rank order, at the funding levels, and with the funding stipulations recommended by consultants. (See Appendix C.)
3. Enhancement Program for Two-Year Institutions: A total of \$690,400 is recommended for expenditure for the top twelve (12) Enhancement Program for Two-Year Institutions proposals submitted in FY 2013-14. Proposals shall be awarded in the rank order, at the funding levels, and with funding stipulations recommended by consultants. (See Appendix D.)

# RECOMMENDATIONS

## TRADITIONAL, UNDERGRADUATE & TWO-YEAR ENHANCEMENT

(CONTINUED)

4. Should the amount of money ultimately available to fund first-year activities in Traditional, Undergraduate, and Enhancement Program for Two-Year Institutions projects be less than the \$4,675,373 disbursed herein, the following principles shall apply: (1) All Support Fund money shall be awarded in rank order, at funding levels and with stipulations recommended by consultants; (2) if the remaining money in the budget for a particular component or discipline is insufficient to fully fund the next recommended proposal for that component or discipline, the remaining funds shall constitute the total award for that proposal; and (3) should an institution refuse or be denied an award, that money shall be awarded to the next highest ranked proposal within that component or discipline. (See Appendices B, C, D, and E.)



# SUMMARY: ENDOWED PROFESSORSHIPS AND SCHOLARSHIPS SUBPROGRAMS (APPENDICES F, G, AND H)

<b>Subprogram</b>	<b># Matching Slots Requested</b>	<b>Funds Requested</b>
Endowed Professorships (Backlog)	170	\$6,800,000
Endowed Professorships (New)	41	\$1,640,000
Endowed Undergraduate Scholarships	25	\$ 980,000

# RECOMMENDATION ENDOWED PROFESSORSHIPS

The Senior Staff recommends that the Committee approve \$1,640,000 from the Support Fund to match twenty-seven (27) new and fourteen (14) backlogged submissions to the Endowed Professorships program. (See Appendices F and G.)

# RECOMMENDATION

## FIRST-GENERATION ENDOWED UNDERGRADUATE SCHOLARSHIPS

Senior Staff recommends that the Committee approve \$980,000 to match the twenty-five (25) applications submitted in FY 2013-14 under the First-Generation Endowed Undergraduate Scholarships Program. (See Appendix H.)

# SUMMARY: RESEARCH & DEVELOPMENT SUBPROGRAMS (APPENDIX I)

<b>Subprogram</b>	<b># Submitted</b>	<b>First-Year Funds Requested</b>
Research Competitiveness	112	\$6,427,105
Industrial Ties	35	\$2,689,640
Awards to Louisiana Artists and Scholars	52	\$2,197,745

# RECOMMENDATION

## RESEARCH & DEVELOPMENT

The Senior Staff recommends that the Committee approve disbursement of \$1,258,389 estimated to be available in FY 2013-14 to fund the first year of new RCS, ITRS, and ATLAS projects as follows:

- Research Competitiveness Subprogram: \$685,025
- Industrial Ties Research Subprogram: \$288,364
- Awards to Louisiana Artists and Scholars Subprogram: \$285,000

Approved R&D proposals shall be funded at the levels and with the stipulations recommended by consultants. Support Fund money shall be awarded to fund at recommended levels the top fourteen (14) RCS proposals, five (5) ITRS proposals, and eight (8) ATLAS proposals. In addition, the following principles shall apply: (1) should an institution refuse or be denied an award, or should FY 2013-14 money be returned from previously funded R&D contracts, that money shall be offered to the next-ranked proposal which the consultants recommended for Priority I funding within the respective subprogram, subject to availability of funds; (2) if the remaining money in the budget for a particular component is insufficient to fully fund the next-ranked recommended proposal for that component, the remaining funds shall constitute the total award for that proposal; and (3) if there are no remaining Priority I proposals in a particular subprogram the money shall be awarded in descending rank order to Priority I proposal(s) in another R&D subprogram. Should the amount of money ultimately available to fund first-year activities in all R&D projects be less than the \$1,258,389 disbursed herein, adherence to the following principles shall be uniformly enforced: R&D Priority I proposals shall be funded in rank order at the levels and the durations and with the stipulations recommended by consultants until the funds designated for each component have been exhausted. (See Appendix I.)

# SUMMARY: RECRUITMENT OF SUPERIOR GRADUATE STUDENTS SUBPROGRAMS (APPENDIX J)

	# Submitted	First-Year Funds Requested
Traditional GF	33	*\$ 2,889,000
GFT	1	*\$ 120,000
BoR/SREB	5	**\$ 475,000
<b>TOTAL</b>	<b>39</b>	<b>\$3,484,000</b>

\* From FY 2015-16 monies

\*\* From FY 2014-15 monies

# RECOMMENDATION

## RECRUITMENT OF SUPERIOR GRADUATE STUDENTS: TRADITIONAL AND GRADUATE FELLOWSHIPS FOR TEACHERS

Senior Staff recommends that the Committee approve funding for the twelve (12) top-ranked proposals submitted in the FY 2013-14 cycle for the Recruitment of Superior Graduate Students Traditional component for the durations and at the levels recommended by consultants. (See Appendix J.)

# RECOMMENDATION BOR/SREB GRADUATE FELLOWSHIPS TO PROMOTE DIVERSITY

Senior Staff recommends that the Committee approve funding for the three (3) top-ranked proposals submitted in the FY 2013-14 cycle to the BoR/SREB Graduate Fellowships to Promote Diversity Program for the durations and at the levels recommended by consultants. (See Appendix J.)



# RECOMMENDED CONTINGENCY PLAN FOR BUDGETARY SHORTFALL

Senior Staff recommends that the Committee approve the following contingency plan for a budgetary shortfall: should the final FY 2013-14 Support Fund budget not achieve the amount cited herein, any shortfall shall be accommodated through a proportionate reduction in the amounts allocated for proposals in the competitive Enhancement and Research and Development program components.

# AGENDA ITEM IV

## CONCEPT AND TIMETABLE:

# COMPETITIVE ENDOWED SUPERIOR GRADUATE STUDENT SCHOLARSHIPS PROGRAM

# ENDOWED SUPERIOR GRADUATE STUDENT SCHOLARSHIPS SUBPROGRAM UPDATES

- **March Meeting: Discussion and Consensus with Campus Representatives**
- **March/May 15: Invited Responses from Campuses/Systems**
- **May 30: Scheduled Consideration by the BoRSF Planning Committee**

# RECOMMENDATION

The Senior Staff recommends that the Committee approve the following conceptualization and timetable for the competitive Endowed Superior Graduate Student Scholarship subprogram:

- Establish July 2015 as the effective date to begin
- Permit previously matched Endowed Professorships to be converted to Endowed Graduate Student Scholarships
  - Conversions will be completed on a non-competitive basis
  - Professorships in process of conversion will be excluded from vacancy calculations through use of the waiver provision in current policy
- Charge staff, with advice of BoRSF Planning Committee and affected campus officers, to recommend comprehensive guidelines for the new subprogram during September/October 2014

# AGENDA ITEM V

## TWO REQUESTS FOR BoRSF MATCHING OF FEDERAL PROPOSALS:

- A. National Institutes of Health Institutional Development Award (IDeA) Proposal  
(LSU and A&M College, Dr. Tom Klei)
  
- B. Department of Homeland Security Center of Excellence Proposal  
(Louisiana Tech University, Dr. Les Guice)

# SUBPROGRAM PROFILE

## FEDERAL MATCHING: 1986-87 TO PRESENT

### Purpose

Partial State commitment to enhance prospects for higher levels of federal funding

### Structure

Support Fund partial match made conditional on receipt of a competitively awarded Federal grant with statewide and/or multistate impact

### Eligibility



All campuses

### 2009-14: Funds Budgeted

\$19,225,000 total; \$3,845,000 per year average; 15% of total Support Fund budget (Rank: 1<sup>st</sup>)

### Examples

- I. NSF Experimental Program to Stimulate Competitive Research (EPSCoR)
- II. NIH Institutional Development Award (IDeA)
- III. NSF Louisiana Systemic Initiatives Program (LaSIP)
- IV. Dept. of Energy Energy Frontiers Research Center (EFRC)



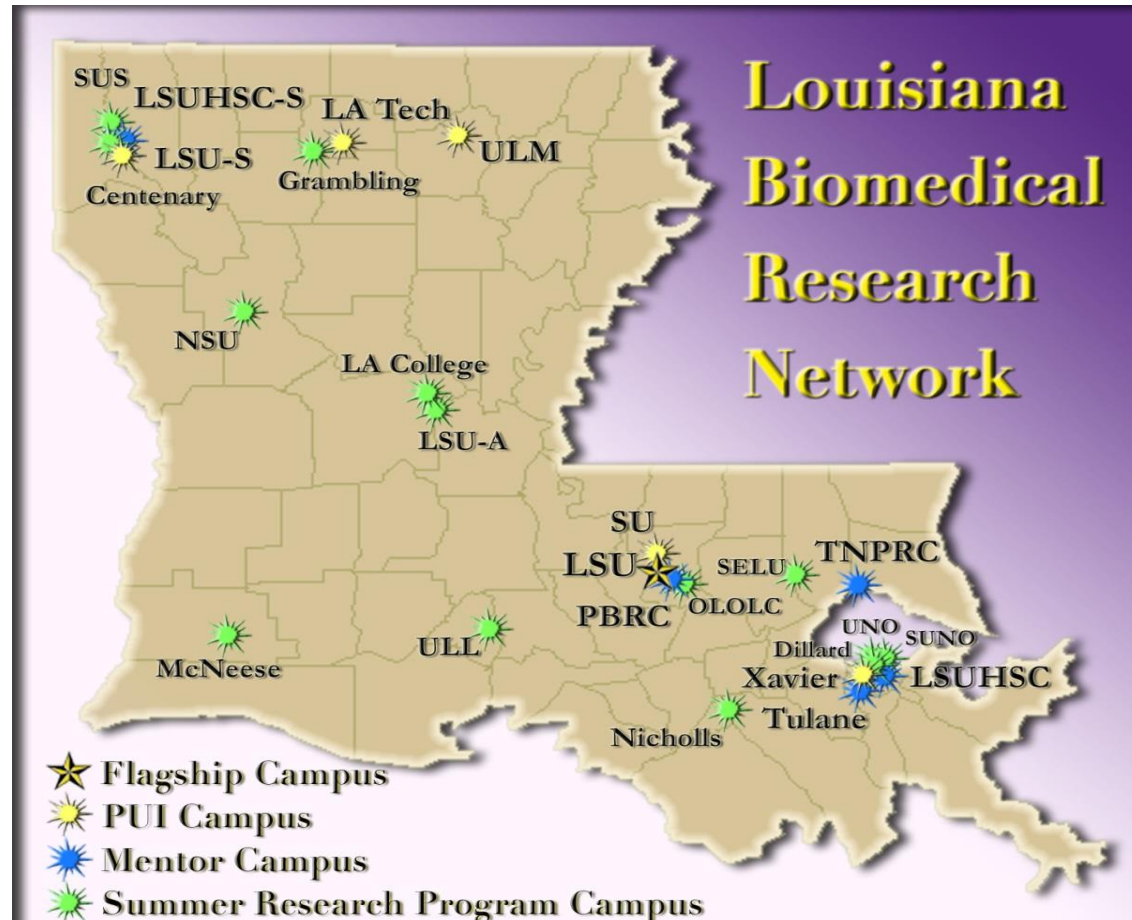
# NIH INSTITUTIONAL DEVELOPMENT AWARD (IDeA) TO LSU AND A&M COLLEGE (2009-14)

Lead Institution: LSU and A&M College  
Current Principal Investigator: Dr. Tom Klei

Enhance Louisiana's  
Competitiveness in  
Biomedical Research &  
Education

- \$15,374,671 in Federal funds
- \$1,148,000 BoRSF match
- 25 campuses participating

Rate of return: \$13.39 in Federal  
funding for every \$1 of BoRSF match



# FEDERAL MATCHING, 1986-2013

## DOLLAR RETURNS ON INVESTMENT

LA Experimental Program to Stimulate Competitive Research \$ 4.34

National Institutes of Health Institutional Development Award (IDeA)  \$13.39

Louisiana Systemic Initiatives Project \$ 4.62

LSU Energy Frontiers Research Center \$13.41





# **AGENDA ITEM V.A**

**Requested 2015-2020 Match**

**National Institutes of Health  
Institutional Development Award  
(IDeA) Proposal**

**LSU and A&M College**

**Dr. Tom Klei**


# NIH INSTITUTIONAL DEVELOPMENT AWARD (IDeA) MATCH/PROJECTED AWARD FY 2015-2020



- Requested \$1,148,000 BoRSF match for \$12.5 million National Institutes of Health Institutional Development Award (IDeA) proposal



- Anticipated rate of return: **\$10.89** in Federal funding for every **\$1** of BoRSF match



# RECOMMENDATION

The Senior Staff recommends that the Committee commit a cash match from previously unspent monies in the Board of Regents Support Fund for the Louisiana State University NIH Institutional Development Award (IDeA) continuation proposal entitled “Louisiana Biomedical Research Network.” The amount of cash match shall not exceed \$1,148,000 for the five-year duration of the award. Matching funds are to be provided only if NIH Institutional Development Award (IDeA) funding is received.

# **AGENDA ITEM V.B**

**Requested 2015-2020 Match**

**Department of Homeland Security  
Center of Excellence Proposal**

**Louisiana Tech University**

**Dr. Les Guice**

# IMPACT AND VALUE

## FEDERAL RESEARCH/INNOVATION CENTERS

- Funding of up to \$5 million/year+ for five years or more
- Foster the marriage of basic research to innovation and technology transfer
- Exercise statewide, regional, and national leadership
- Magnets for attracting and maintaining top-ranked faculty and students
- High national priority: manufacturing innovation centers

# DHS CENTER OF EXCELLENCE MATCH/PROJECTED AWARD

- Requested \$4-5 million BoRSF match for \$20 million in Department of Homeland Security Center of Excellence proposal



- Anticipated rate of return: \$5 in Federal funding for every \$1 of BoRSF match

# RECOMMENDATION

The Senior Staff recommends that the Committee commit a cash match from previously unspent monies in the Board of Regents Support Fund for the Louisiana Tech University proposal for a Department of Homeland Security (DHS) Center of Excellence. The amount of cash match shall not exceed \$4,000,000 for the five-year duration of the award. Matching funds are to be provided only if DHS funding is received.

## **AGENDA ITEM VI**

# **FUNDING RECOMMENDATIONS FOR PROPOSALS SUBMITTED UNDER THE LOUISIANA SYSTEMIC INITIATIVES (LaSIP) PROGRAM**



# LaSIP PROPOSALS RECOMMENDED FOR FUNDING FY 2014



- Centenary – Science**
- LA Tech (3)**
  - Literacy**
  - Science**
- LSU-BR – Science/Literacy**
- Nicholls – Math**
- Southeastern – Science/Math**

# RECOMMENDATION

## LaSIP FUNDING, FY 2014

The Senior Staff recommends that the Committee approve \$969,000 in NCLB monies to support the seven (7) LaSIP projects recommended for funding in FY 2014. Projects shall be funded in the amounts and with the stipulations recommended by consultants.

Graphics may be accessed on the  
BoR Sponsored Programs website:

<https://web.laregents.org/>